

PART VII:

Firearm Commerce, Crime Guns, and the Southwest Border

Overview

As documented in [NFCTA Volume II, Part IV](#), firearms originating in the U.S. and recovered in Mexico between 2017 and 2021 represented 74% of all international crime guns traced to a purchaser.¹ Trace data further documents that crime guns recovered in Mexico often originate from firearm transfers at Federal Firearm Licensees (FFLs) in four Southwest border (SWB) states: Arizona, California, New Mexico, and Texas.² Further analysis indicates that transnational gun traffickers exploit the same criminal channels to divert firearms from legal commerce as domestic gun traffickers.

Estimated Minimum Sales Volume (EMSV)

EMSV is calculated by multiplying the number of National Instant Criminal Background Check System (NICS) checks conducted in the relevant period by the number of distinct NICS purpose codes associated with a NICS transaction that involved the actual transfer of a firearm to a new possessor. These NICS purpose codes are: *01 - Sale of a Handgun*, *02 - Sale of a Long Gun*, *03 - Sale of an Other Weapon*, *27 - Private Sale of a Handgun*, *28 - Private Sale of a Long Gun*, and *29 - Private Sale of an Other Weapon*. NICS transactions involving purpose codes 01, 02, and/or 03 capture firearms transferred from FFLs to customers, while purpose codes 27, 28, and/or 29 capture sales between private individuals that are facilitated by an FFL.

From 2022 to 2023, the total EMSV for SWB states (*i.e.*, Arizona, California, New Mexico, and Texas) was 5,521,877; the total EMSV for all other states was 25,386,480. SWB states accounted for nearly 18% of the total EMSV during this period (5,521,877 of 30,908,357).

FFL license type was known for about 96% of EMSV transactions (29,728,035 of 30,908,357). Type 01 Dealer FFLs accounted for nearly 67% (3,654,237 of 5,469,920) of EMSV in SWB states and nearly 72% (17,367,096 of 24,258,115) of the EMSV in all other states (Table SWB-01). Type 07 Manufacturer FFLs accounted for more than 19% (1,060,255 of 5,469,920) of the EMSV in SWB states; the EMSV for all other states was approximately 13% (3,260,827 of 24,258,115).

Table SWB-01: EMSV by Year and FFL Type³, 2022 – 2023

FFL Type	Southwest Border States			All Other States		
	EMSV	% EMSV	% FFL Type	EMSV	% EMSV	% FFL Type
01	3,654,237	66.8%	17.4%	17,367,096	71.6%	82.6%
02	694,540	12.7%	16.7%	3,473,628	14.3%	83.3%
03	0	0.0%	0.0%	111	0.0%	100.0%
06	0	0.0%	0.0%	8	0.0%	100.0%
07	1,060,255	19.4%	24.5%	3,260,827	13.4%	75.5%
08	39,826	0.7%	27.8%	103,375	0.4%	72.2%
09	75	0.0%	0.6%	12,357	0.1%	99.4%
10	20,976	0.4%	62.8%	12,445	0.1%	37.2%
11	11	0.0%	0.0%	28,268	0.1%	100.0%

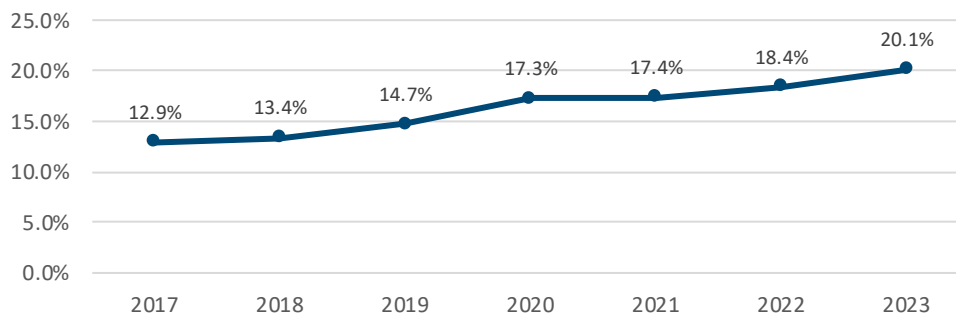
As reflected in Table SWB-02 and Figure SWB-01, Type 07 FFLs accounted for an increasing share of EMSV from 2017-2023 whereas the share of Type 01 and Type 02 Pawnbroker FFL EMSV decreased. Type 07 FFLs comprised nearly 13% of the EMSV in 2017; this percentage increased to more than 20% by 2023. As described in the summary of Part III of this report, this increase followed the implementation of the DL3 program.

In 2011, ATF implemented the [Demand Letter 3 \(DL3\) program](#), which was issued to assist ATF in its efforts to investigate and combat the illegal movement of firearms along and across the SWB. DL3 required Type 01 FFLs and Type 02 FFLs operating in the SWB states of Arizona, California, New Mexico, and Texas, to submit an ATF Form 3310.12, *Report of Multiple Sale or Other Disposition of Certain Rifles* on the multiple sales of certain specified rifles: semi- automatic rifles capable of accepting a detachable magazine and with a caliber greater than .22 (including .223/5.56 caliber). [Beginning October 1, 2024, ATF extended this reporting requirement to Type 07 and Type 08 FFLs](#) which now requires all licensed manufacturers and importers (in addition to dealers and pawnbrokers who were already so required) in SWB states to submit multiple sales reports for certain rifles.

Table SWB-02: Percentage of SWB EMSV by FFL Type and Year

FFL Type	2017	2018	2019	2020	2021	2022	2023
01	72.4%	70.8%	69.4%	68.4%	68.2%	66.9%	65.4%
02	13.5%	14.5%	14.8%	13.2%	12.5%	12.6%	12.6%
07	12.9%	13.4%	14.7%	17.3%	17.4%	18.4%	20.1%
Total EMSV	2,387,979	2,229,844	2,236,575	3,705,134	3,210,536	2,839,113	2,682,764

Figure SWB-01: Percentage of SWB EMSV by Year for Type 07 FFLs



From 2022 to 2023, California accounted for more than 40% (427,757 of 1,060,255) and Texas accounted for nearly 37% (391,676 of 1,060,255) of Type 07 FFL EMSV (Table SWB-03).

Table SWB-03: Type 07 FFL EMSV Totals by SWB State, 2022-2023

State	Type 07 EMSV	% Total
California	427,757	40.3%
Texas	391,676	36.9%
Arizona	153,163	14.4%
New Mexico	87,659	8.3%
Total	1,060,255	100.00%

In SWB states, nearly 53% of Type 07 FFL transactions involved handguns and nearly 30% involved long guns (Table SWB-04). Relative to all other states, transactions in SWB states involved a notably higher proportion of “Private Sale” purpose codes (7.8% versus 0.8%). The private sale code reflects the lawful sale of a firearm from an unlicensed seller to an unlicensed buyer, facilitated by a Type 07 FFL.

The higher percentage of these private sales in the SWB states is likely attributable to [California’s House Resolution 8: Bipartisan Background Checks Act of 2021](#), which requires a licensed FFL to take possession of a firearm and conduct a background check for transfers of firearms between private parties.

Table SWB-04: Type 07 FFL EMSV Totals by Year and Transaction Type, 2022 – 2023

Transaction Type	Southwest Border States		All Other States		Transaction Type Total
		% Total		% Total	
Handgun	558,005	52.6%	1,868,717	57.3%	2,426,722
Long gun	313,600	29.6%	1,063,582	32.6%	1,377,182
Frame/Receiver	106,234	10.0%	303,214	9.3%	409,448
Private Sale ⁴	82,416	7.8%	25,314	0.8%	107,730
Total	1,060,255	100.0%	3,260,827	100.0%	4,311,763

Crime Gun Trace Requests for Firearms Recovered in Mexico

Mexico Crime Gun Trace Request Submissions

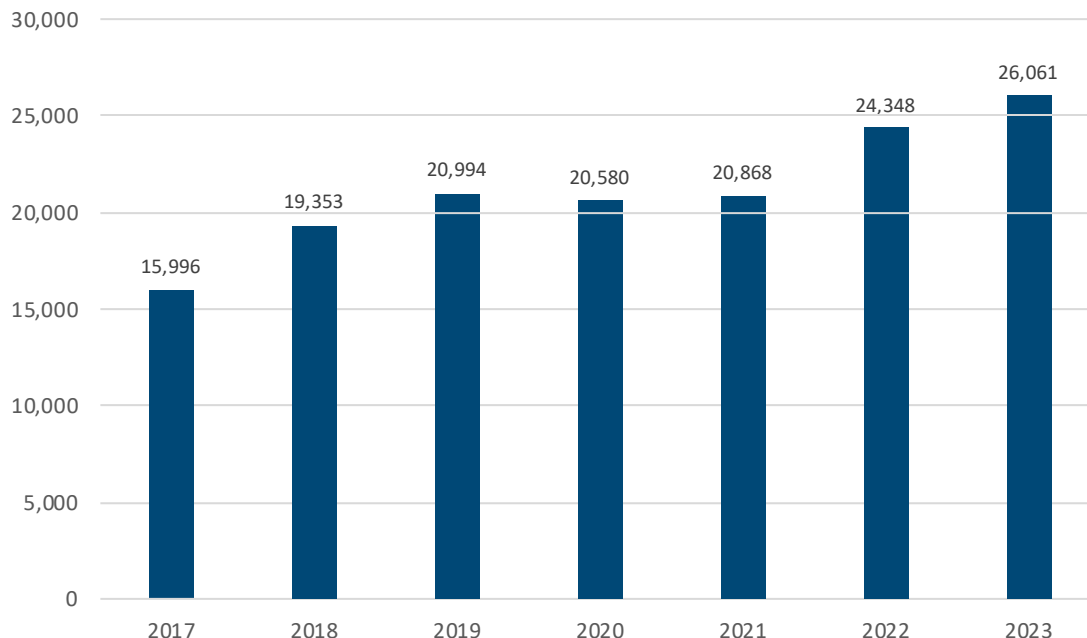
Although Mexican citizens have a Constitutionally protected right to bear arms, this right is not as broad as that provided by the Second Amendment in the U.S. For example, Mexican law restricts the type, caliber, and quantity of firearms available for legal purchase.⁵ Moreover, there is only one authorized firearm dealer in Mexico. In addition, an extensive background check process is required for a Mexican citizen to legally possess a firearm, and all firearms must be registered in a comprehensive national firearms registry, the *Registro Federal de Armas*.⁶ The limited availability of lawful firearms in Mexico results in high demand, particularly among criminal organizations like the drug cartels, for firearms illegally imported from outside the country. For many years, successive Mexican governments have identified the U.S. as the primary source of illegally imported firearms. As of 2021, the Mexican government estimated that that roughly 200,000 U.S.-sourced firearms are smuggled into Mexico annually.⁷

Investigative authority for firearm crimes in Mexico differs significantly from the U.S. Jurisdiction for prosecution of firearm offenses in Mexico is exclusively vested in the federal Attorney General’s Office, the *Fiscalia General de la Republica* (FGR). Through the FGR, law enforcement agencies across Mexico

submitted 148,200 trace requests for crime guns recovered between 2017 and 2023; 50,409 of these trace requests were submitted from 2022 to 2023. This section focuses on the traces submitted from 2022 to 2023.

As reflected in Figure SWB-02, the number of Mexico crime gun trace requests increased by about 31% from 2017 (15,996) to 2019 (20,994). The number of Mexico crime gun trace requests then remained relatively stable during the next two years before increasing by nearly 25% from 2021 (20,868) to 2023 (26,061).

Figure SWB-02: Total Number of Trace Requests Submitted for Mexico Recovered Crime Guns



Mexico Crime Gun Traces

For Mexico crime gun trace requests submitted between 2022 and 2023, 36% (18,206 of 50,409) were traced to a purchaser in the U.S. These firearms were not part of lawful exports to Mexico (see Part I–Firearm Commerce for details on legal exports). Rather, these crime guns were purchased in the U.S., and at some point, following the retail purchase from an FFL, were unlawfully trafficked out of the U.S. and subsequently recovered in a crime by law enforcement agencies in Mexico and submitted for tracing. In sum, 64% of trace requests were not successful in identifying the firearm purchaser (32,203 of 50,409).

License Type

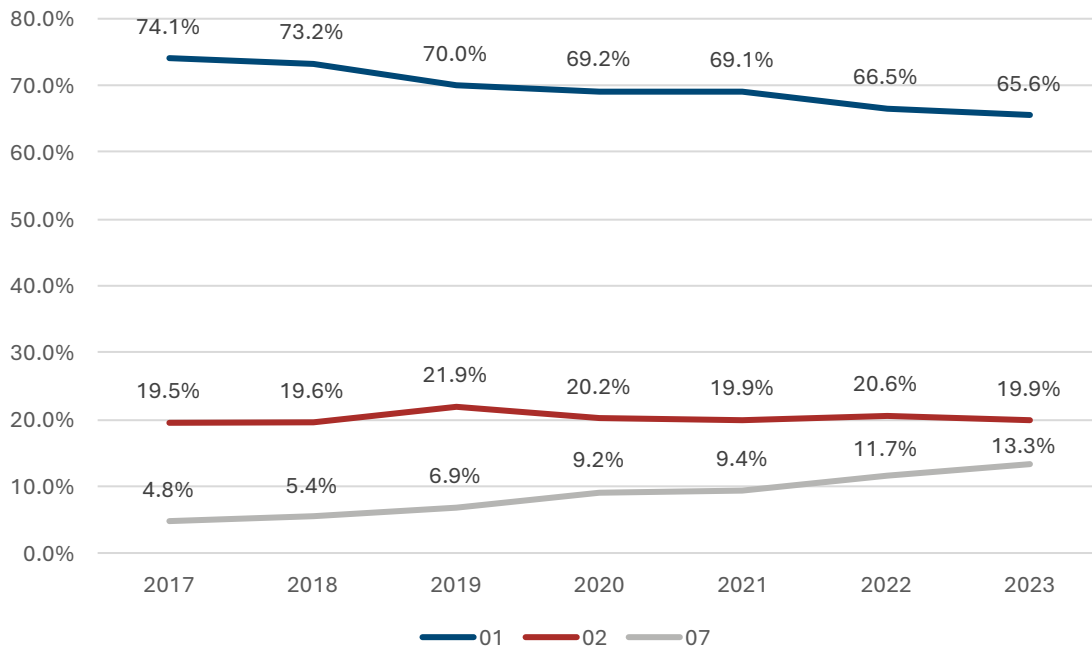
Between 2022 and 2023, information on the type of FFL⁸ that transferred the firearm was available in nearly all (99%; 17,996) of the 18,205 traces to a purchaser. As reflected in Table SWB-05, 66% (11,877) were transferred to the last known purchaser by a Type 01 Dealer, 20% from a Type 02 Pawnbroker, and nearly 13% from a Type 07 Manufacturer. The three most frequent FFL types accounted for nearly 99% (17,773) of the crime guns traced to a purchaser with FFL type known.

Table SWB-05: Total Crime Guns Recovered and Traced by FFL Type, 2022 – 2023

FFL Type	Total	% Total Traces
01	11,877	66.0%
02	3,634	20.2%
07	2,262	12.6%
08	162	0.9%
10	53	0.3%
03	4	0.0%
11	4	0.0%
Total	17,996	100.0%

As presented in Figure SWB-03, the percentage of traced crime guns recovered in Mexico transferred by Type 01 Dealers declined from 74% in 2017 to less than 66% in 2023 (reflecting a nearly 12% decrease in the market share of trace crime guns originating from Type 01 Dealers). The percentage of traced crime guns recovered in Mexico transferred by Type 02 Pawnbrokers remained relatively stable during this period. However, the percentage of traced crime guns recovered in Mexico transferred by Type 07 Manufacturers increased from slightly less than 5% in 2017 to slightly more than 13% in 2023 (reflecting a 177% increase in the market share of traced crime guns originating from Type 07 Manufacturers).

Figure SWB-03: Traced Crime Guns by 01, 02, and 07 FFL Types



See Table SWB-06 in Appendix SWB – Southwest Border for annual counts and percentages of traced crime guns by 01, 02, and 07 FFL types between 2017 and 2023.

Age and Gender of Purchasers

Purchaser age was able to be determined in slightly more than 93% (16,985) of the 18,205 recovered crime guns traced to a purchaser. Crime guns recovered and traced to purchasers aged 35 and older was

the largest age grouping constituting 45% (7,668) of traces (Table SWB-07). Crime guns traced to purchasers aged 18 to 24 was the smallest age grouping constituting 22% (3,759).

Table SWB-07: Total Crime Guns Recovered and Traced to a Purchaser, by Purchaser Age Grouping, 2022 – 2023

Age Group	Trace Count	% Total Traces
Youth (18 to 24)	3,759	22.1%
Young Adult (25 to 34)	5,558	32.7%
Adult (35 and older)	7,668	45.2%
Total	16,985	100%

Purchaser gender was able to be determined in 87% (15,861) of the 18,205 crime guns recovered by law enforcement agencies in Mexico and submitted for tracing between 2022 and 2023. Males purchased most of the traced crime guns (89%; 14,101) while females purchased a very small share of traced crime guns (11%; 1,760) during the study period (Table SWB-08).

Table SWB-08: Total Crime Guns Recovered and Traced to a Purchaser, by Purchaser Gender Groupings, 2022 – 2023

Age Group	Trace Count	% Total Traces
Male	14,101	88.9%
Female	1,760	11.1%
Total	15,861	100.0%

Similar analyses for possessors of traced crime guns recovered in Mexico were not conducted due to the small percentage with known possessors. The possessor gender was determined in only 11% (1,975) and the possessor age was determined in only 3% (483) of the 18,205 recovered crime guns traced to a purchaser.

Types of Recovered Crime Guns

Pistols and rifles represented the most frequently recovered crime guns in Mexico between 2022 and 2023 (Table SWB-09). Of the 50,409 traced crime guns, pistols accounted for 50% (25,355), rifles accounted for almost 33% (16,368), revolvers accounted for 9% (4,619), and shotguns accounted for nearly 6% (2,793).

Table SWB-09: Types of Recovered Crime Guns, 2022 – 2023

Firearm Type	Number	Percent
Pistol	25,355	50.3%
Rifle	16,368	32.5%
Revolver	4,619	9.2%
Shotgun	2,793	5.5%
Machinegun	680	1.3%
Other / Unknown	594	1.2%
Total	50,409	100.00%

Calibers of Recovered Pistols and Rifles

From 2022 to 2023, 25,355 pistols were recovered in Mexico. As indicated by Table SWB-10, the top ten calibers of recovered pistols accounted for more than 98% of all pistols recovered in Mexico. Nearly 45% (11,337) of the recovered pistols were 9mm, while .22 caliber accounted for almost 17% (4,220), .380 accounted for 12% (3,140), and .45 caliber were almost 7% (1,671) of the pistol caliber crime guns recovered.

Table SWB-10: Top Ten Calibers of Recovered Pistols, 2022 – 2023

Caliber	Number	Percent
9mm	11,337	44.7%
.22	4,220	16.6%
.380	3,140	12.4%
.45	1,671	6.6%
.40	1,463	5.8%
.25	1,119	4.4%
.38	859	3.4%
7.62mm	524	2.1%
.32	483	1.9%
5.7mm	107	0.4%

From 2022 to 2023 16,368 rifles were recovered in Mexico. As reflected in Table SWB-11, the top ten calibers of recovered rifles accounted for 97% of all rifles recovered in Mexico. Specifically, 7.62mm accounted for 31% (5,096), .223 accounted for 26% (4,275), and 5.56mm accounted for almost 21% (3,390).

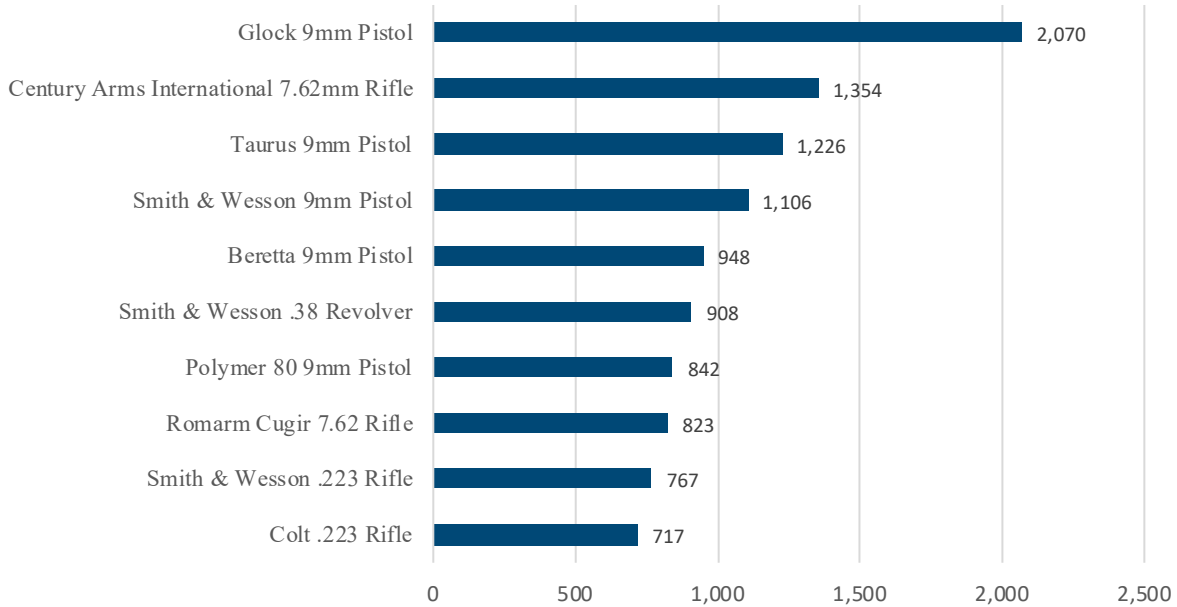
Table SWB-11: Top Ten Calibers of Recovered Rifles, 2022 – 2023

Caliber	Number	Percent
7.62mm	5,096	31.1%
.223	4,275	26.1%
5.56mm	3,390	20.7%
.22	1,181	7.2%
Multiple	1,052	6.4%
.308	312	1.9%
.50 BMG	182	1.1%
.30	172	1.1%
9mm	145	0.9%
.30-30	78	0.5%

Recovered Crime Guns by Manufacturer, Type and Caliber

As reflected in Figure SWB-04, the top ten most frequently recovered crime guns by make (manufacturer), caliber, and type combination accounted for 21% (10,761) of all (50,409) recovered crime guns. The most frequently recovered crime gun by make, caliber, and type combination was the Glock 9mm pistol accounting for 4% (2,070) of all crime guns recovered in Mexico.

Figure SWB-04: Total Crime Guns Recovered by Make/Caliber/Type Combination, 2022 – 2023



Privately Made Firearms

Law enforcement agencies in Mexico recovered and submitted 4,515 suspected privately made firearms (PMFs) to ATF for tracing from 2022 to 2023. PMFs represented 9% of all firearms recovered and submitted for tracing in Mexico during this period (50,409). As reflected in Table SWB-12, the most frequently recovered types of PMFs were pistols (49%; 2,197 of 4,515) and rifles (38%; 1,708 of 4,515).

Table SWB-12: Types of Recovered Suspected PMFs, 2022 – 2023

Firearm Type	Number	Percent
Pistol	2,197	48.7%
Rifle	1,708	37.8%
Shotgun	398	8.8%
Other / Unknown	212	4.7%
Total	4,515	100.00%

Southwest Border: Indicators of Firearms Trafficking to Mexico

Time-to-Crime (TTC) of Traced Firearms

Short TTC represents an indicator of firearms trafficking as traced guns with this characteristic have moved rapidly from the last known purchaser to recovery in crime. The TTC was determined in nearly 100% (18,190) of all crime guns submitted by Mexico and traced to a purchaser (18,205) from 2022 to 2023. The median TTC for Mexico traces was 5.6 years. Slightly more than 14% (2,583) of traced guns were recovered less than one year after the last known purchase while slightly more than 33% (6,073) of traced guns were recovered less than three years after the last known purchase (Figure SWB-05).

Figure SWB-05: TTC Groupings for Mexico Traced Crime Guns, 2022 – 2023

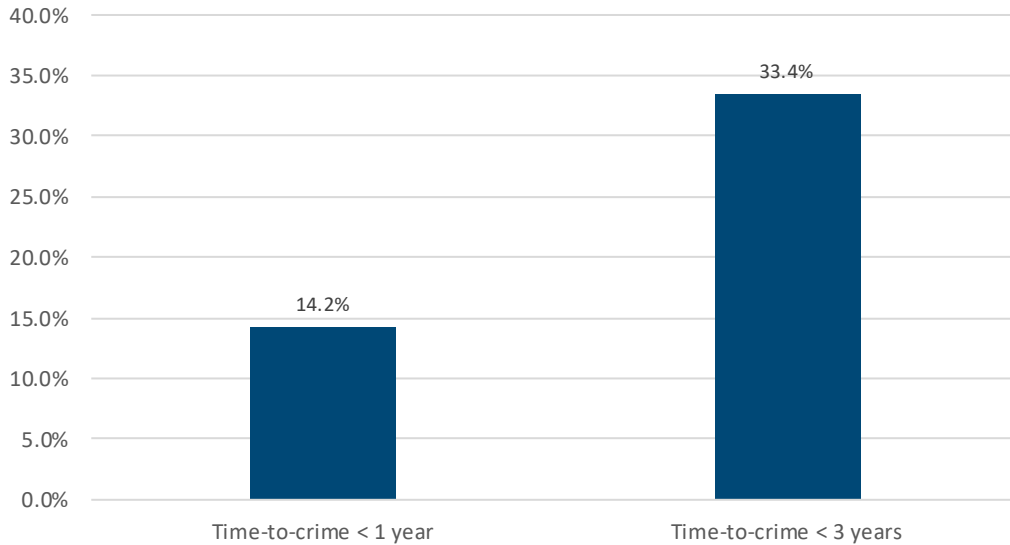
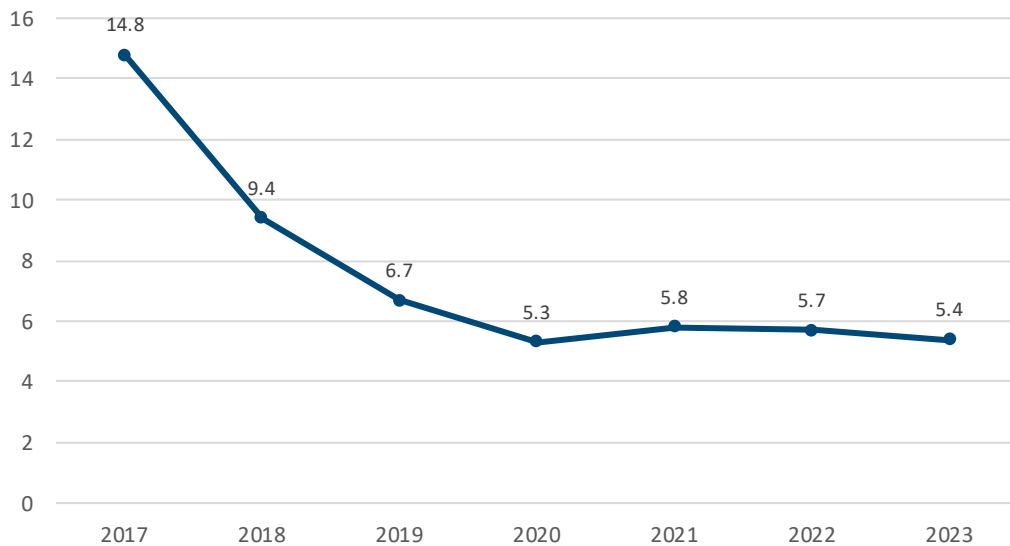


Figure SWB-06 presents the median TTC in years for traced crime guns recovered in Mexico between 2017 and 2023. The median TTC decreased by more than 64% from 14.8 years in 2017 to 5.3 years in 2020. Median TTC for traced crime guns in Mexico was consistently more than five years but less than six years between 2021 and 2023.

Figure SWB-06: Median TTC (Years) for Mexico Traced Crime Guns

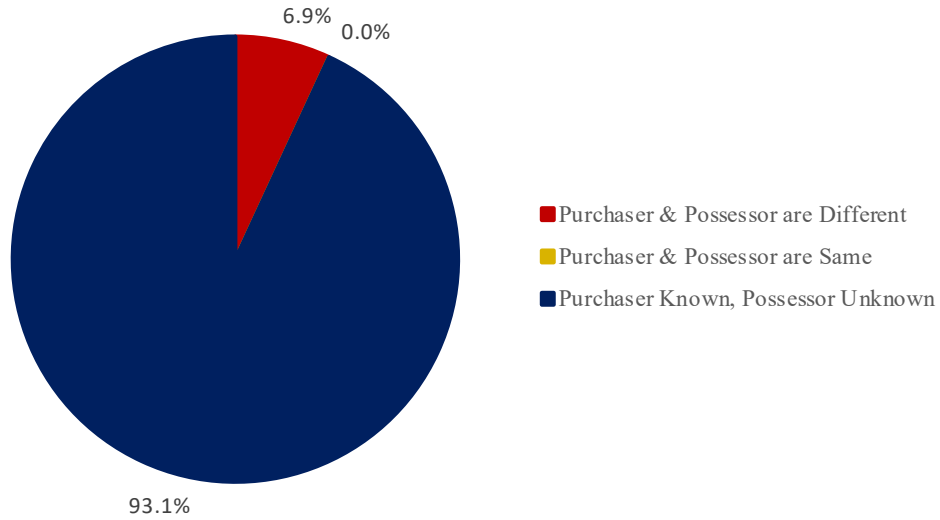


Purchasers and Possessors of Traced Crime Guns

The purchaser and the possessor were the same person in only one successfully traced crime gun recovered in Mexico from 2022 to 2023 (0% of 18,205). More than 93% (16,950) of crime guns traced to a purchaser involved a trace request where the possessor was not identified (SWB-07). Almost 7%

(1,254) of the traced recovered crime guns had an identified possessor that was a different person than the last known purchaser.

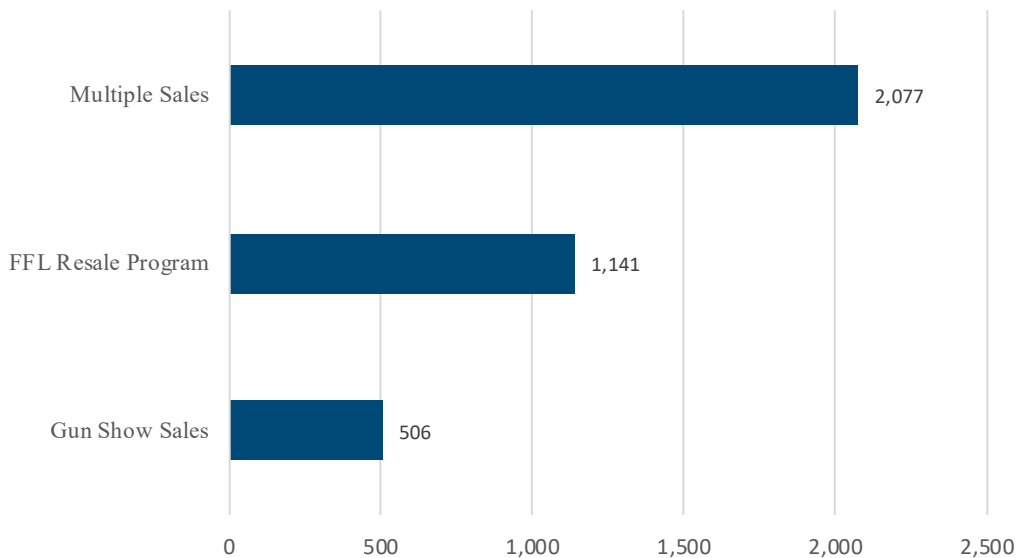
Figure SWB-07: Total Crime Guns Recovered and Traced to a Purchaser by Purchaser-to-Possessor Grouping, 2022 – 2023



TTC by Traces Affiliated with a Multiple Sale, FFL Resale Program, or Gun Show

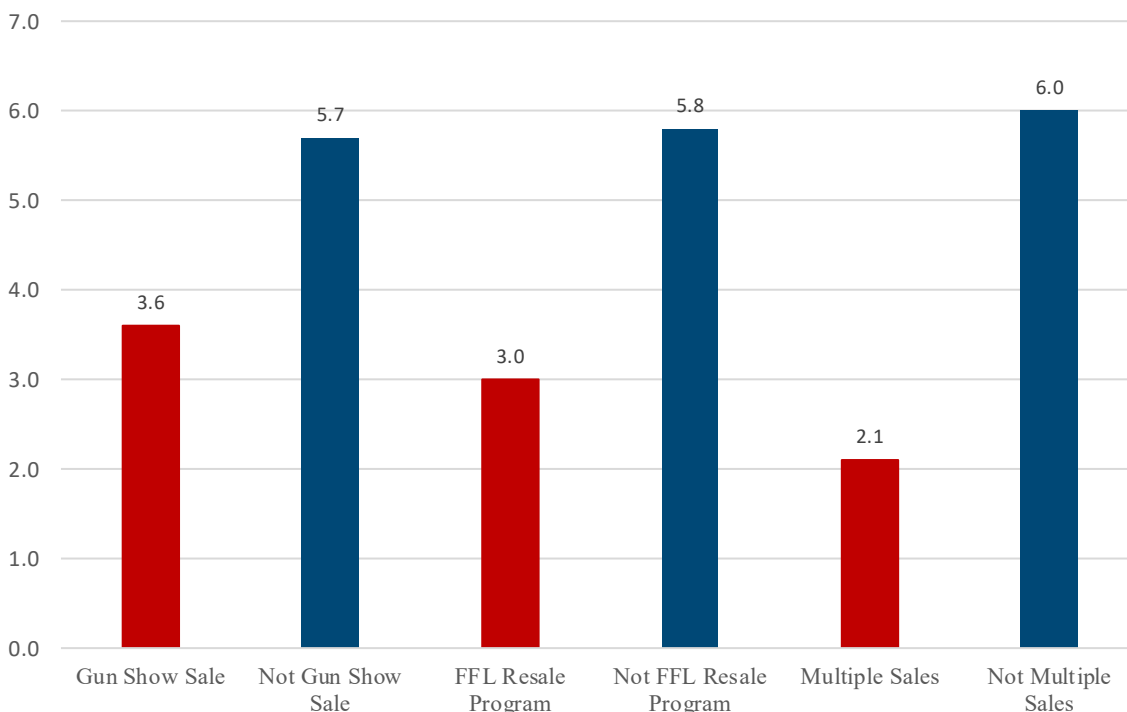
As reflected in Figure SWB-08, from 2022 to 2023, 11% (2,077 of 18,205) of Mexico crime gun traces were associated with a multiple sale.⁹ Only 6% (1,141) of the 18,205 recovered firearms traced to a purchaser were associated with ATF’s FFL Resale Program (FRP)¹⁰ during this period. Approximately 3% (506) of the 18,205 crime gun traces to a purchaser were acquired from an FFL at a gun show.

Figure SWB-08: Traces Affiliated with a Multiple Sale, FRP, or Gun Show, 2022 – 2023



As reflected in Figure SWB-09, the median TTC for Mexico crime gun traces to a purchaser sourced from an FFL at a gun show was 3.6 years. This was 37% shorter than the 5.7-year median TTC for Mexico traces to a purchaser that were not obtained from an FFL at a gun show. The median TTC for Mexico crime gun traces to a purchaser associated with the FRP was 3.0 years. This was 48% shorter than the 5.8-year median TTC for Mexico crime gun traces to a purchaser that were not associated with the FRP. The median TTC for Mexico crime gun traces to a purchaser associated with multiple sales was 2.1 years. This was 65% shorter than the 6.0-year median TTC for Mexico crime gun traces to a purchaser that were not associated with multiple sales.

Figure SWB-09: Median TTC of Traces Affiliated with a Multiple Sale, FRP, or Gun Show, 2022 – 2023



Southwest Border: Geographical Patterns

U.S. Source State or Territory

As reflected in Figures SWB-10 and SWB-11, Texas FFLs were the top U.S. source state accounting for 43% of all Mexico crime guns traced to a purchaser from 2022 to 2023 (7,825 of 18,205). Three states – Texas, Arizona, and California – were the sources of more than 1,000 crime guns each and accounted for approximately 73% of all Mexico crime guns traced to a purchaser (13,369 of 18,205).

Figure SWB-10: Total Crime Guns Recovered and Traced to a Purchaser by U.S. Source State or Territory, 2022 – 2023

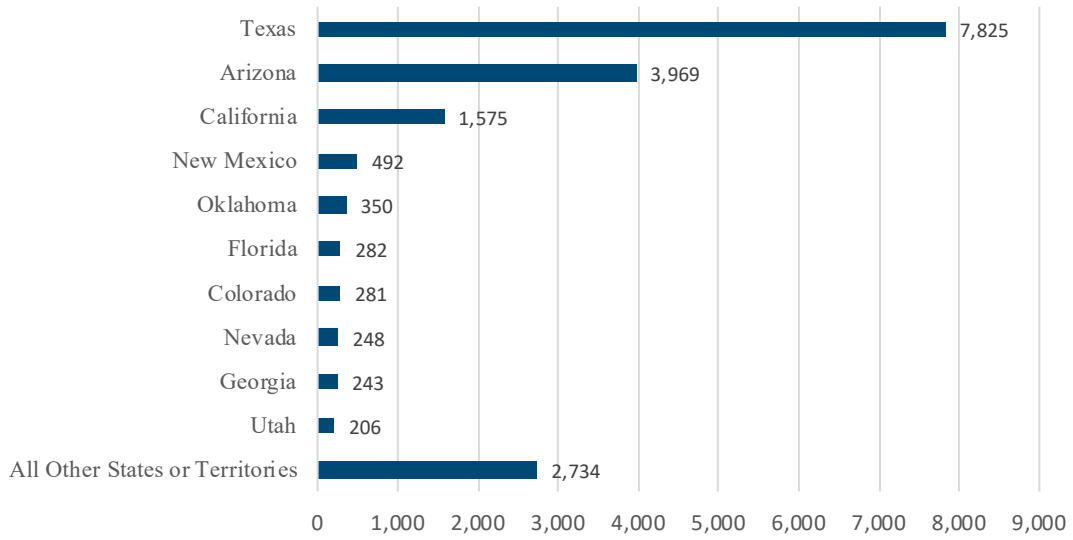
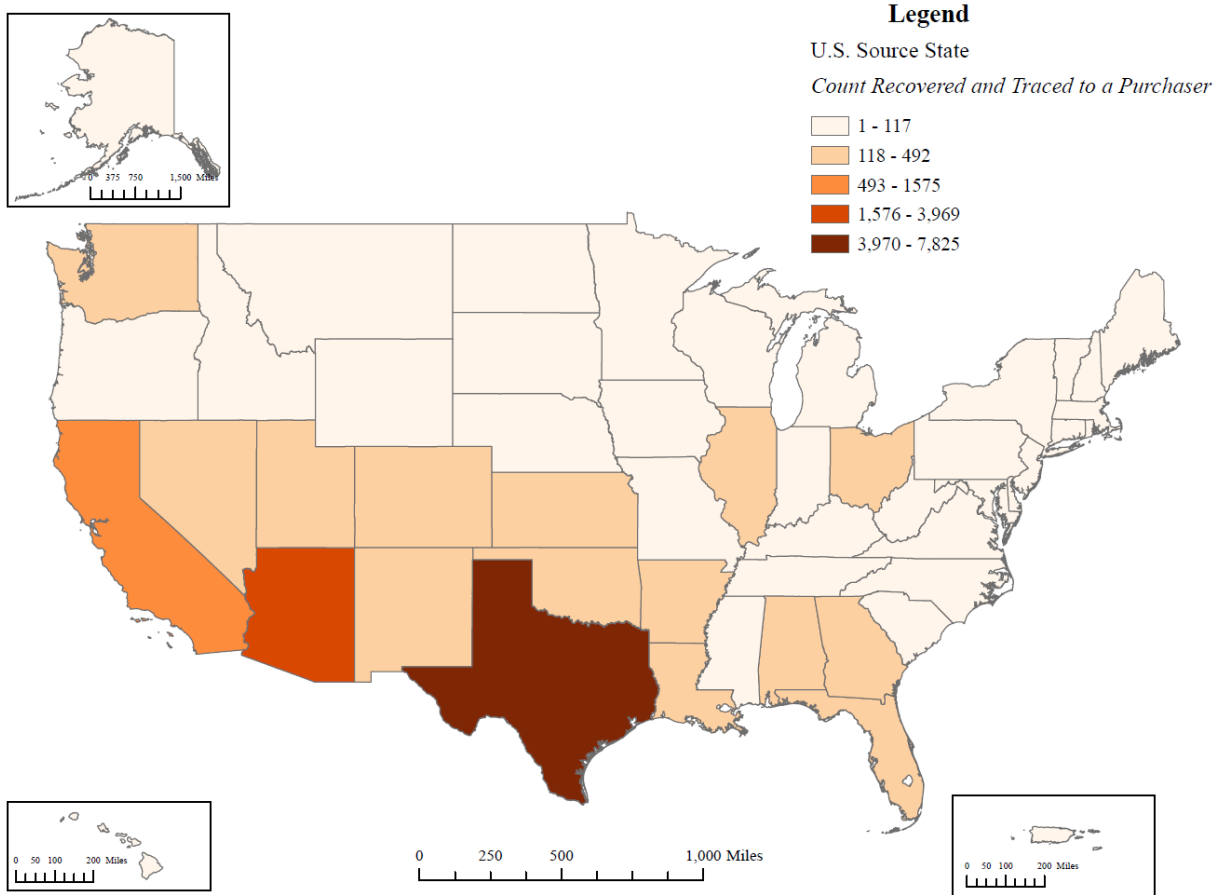


Figure SWB-11: Total Crime Guns Recovered and Traced to a Purchaser by U.S. Source State, 2022 – 2023



Mexico Recovery State or Territory

As reflected in Figures SWB-12 and SWB-13, U.S.-sourced crime guns tend to be most frequently recovered in Mexico states along the SWB: Sonora, Baja California, Chihuahua, Nuevo León, and Tamaulipas.

Figure SWB-12: Total Crime Guns Recovered and Traced to a Purchaser by Mexico Recovery State¹¹, 2022 – 2023

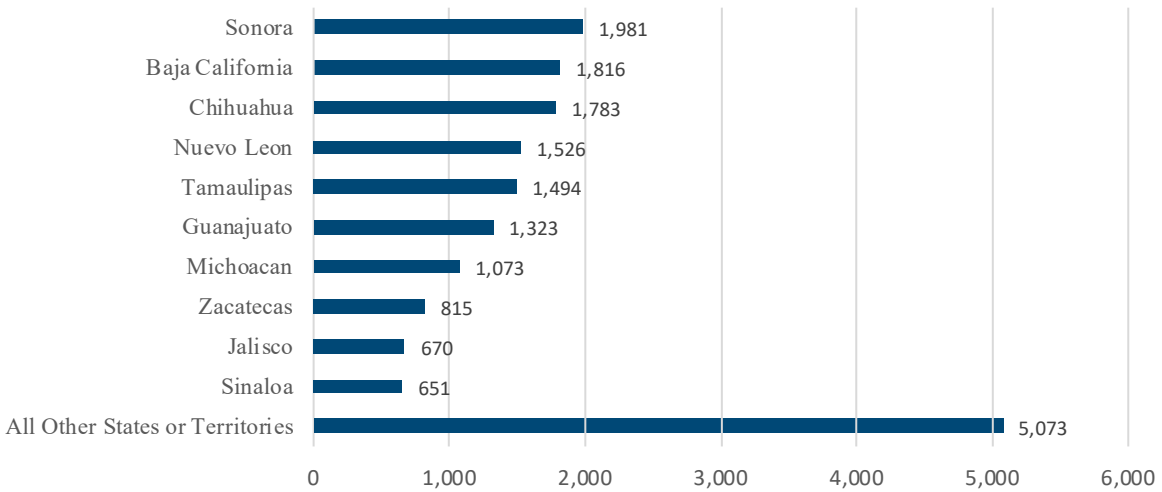


Figure SWB-13: Total Crime Guns Recovered and Traced to a Purchaser by Mexico Recovery State, 2022 – 2023

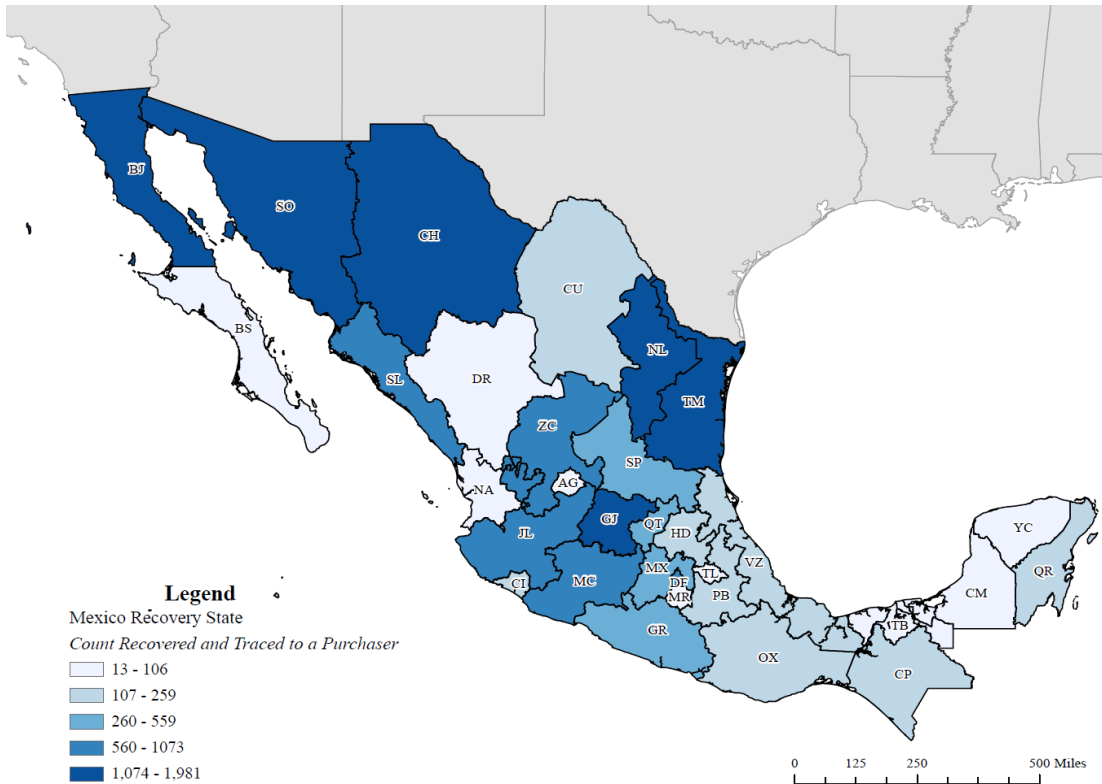


Figure SWB-14 [shows a map of the Mexican cartel territories identified by the U.S. Drug Enforcement Administration \(DEA\) in 2022](#) overlaid on the volume of crime guns traced to a purchaser by Mexico recovery state (as shown in Figure SWB-13). The DEA identified two cartels with a dominant presence in Mexico: Sinaloa Cartel (CDS) and Jalisco New Generation Cartel (CJNG).

The Mexican recovery state was known for more than 93% (17,717 of 18,205) of crime guns traced to a purchaser. As shown in Table SWB-13, 41% (7,216 of 17,717) of these crime guns were recovered in a Mexican state with a dominant presence of both cartels. Overall, 82% (14,456 of 17,717) of crime guns were recovered in a Mexican state with a dominant presence of both or either cartel.

Figure SWB-14: Crime Gun Recovery by Mexican States and Cartel Territories: Total Crime Guns Recovered and Traced to a Purchaser, 2022 – 2023

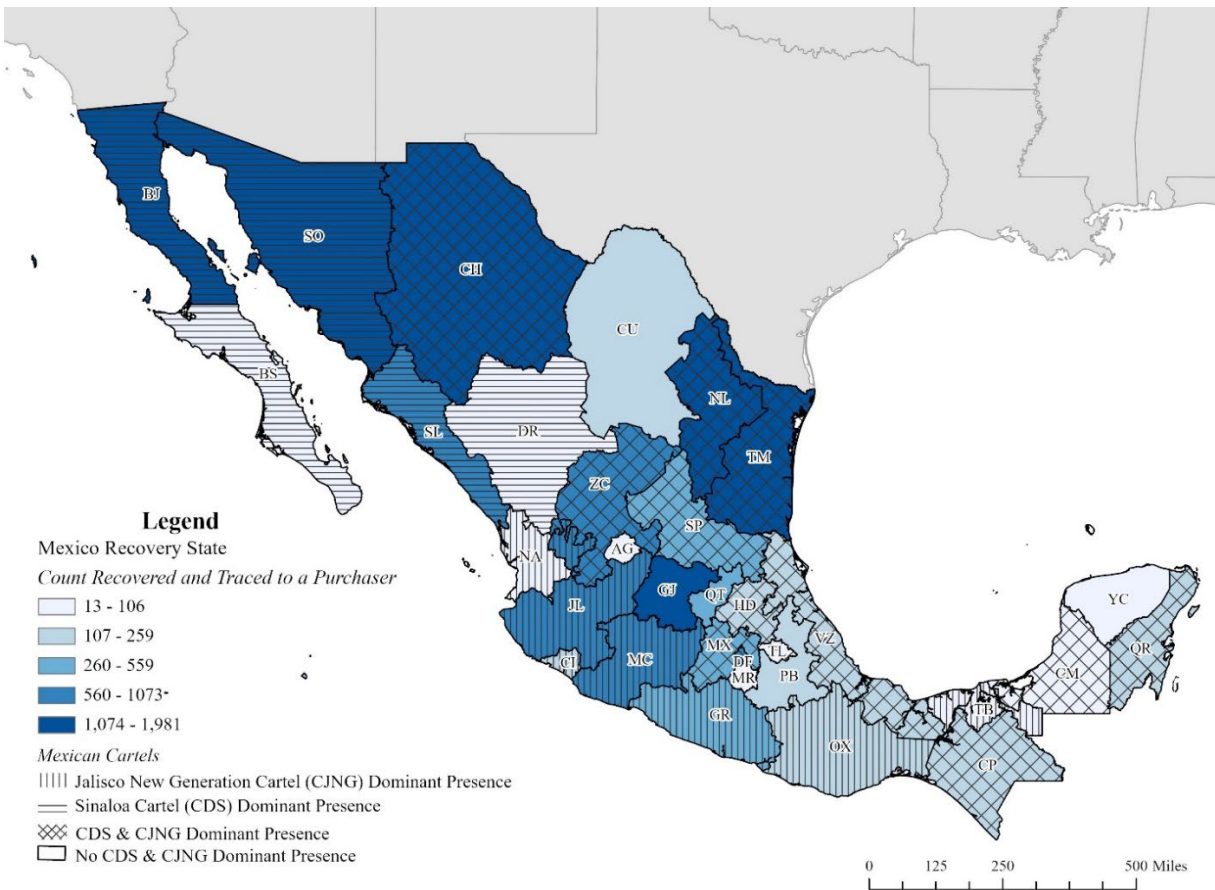


Table SWB-13: Crime Gun Recoveries by Mexican State and Cartel Territory, 2022 – 2023

Mexican Cartel Territory	Recovered Crime Guns	Percentage
CDS & CJNG Dominant Presence	7,216	40.7%
CDS Dominant Presence	4,560	25.7%
Neither CDS Nor CJNG Had a Dominant Presence	3,261	18.4%
CJNG Dominant Presence	2,680	15.1%
Dominant Cartel Presence (CDS and/or CJNG)	14,456	81.6%
Total	17,717	100.0%

U.S. to Mexico Pipelines

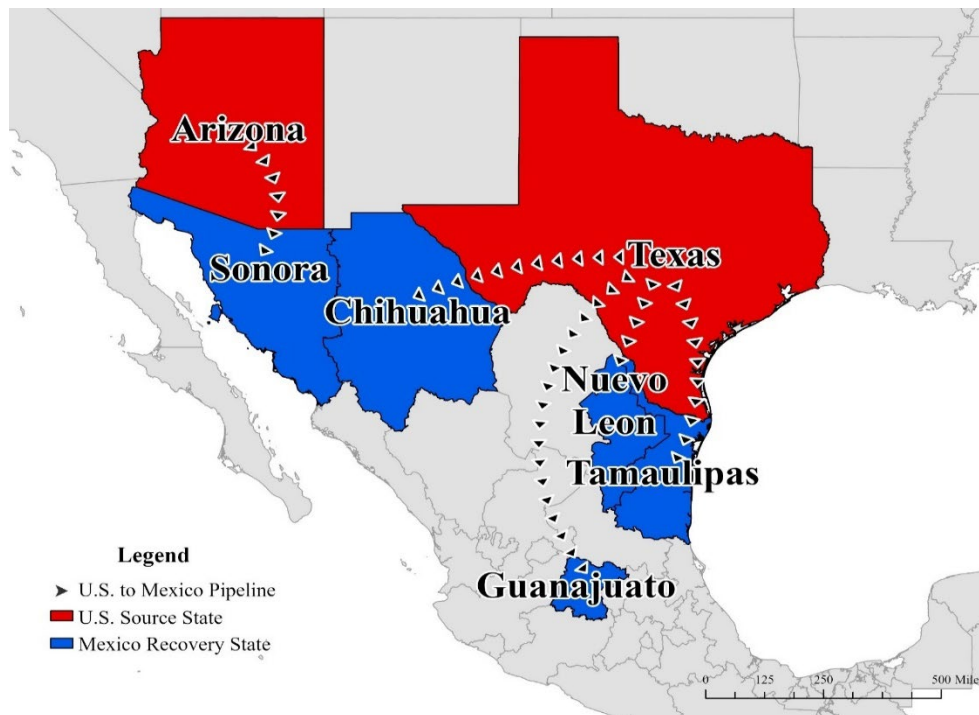
The U.S. source-state and Mexico recovery-state were known for more than 97% (17,711 of 18,205) of recovered crime guns traced to a purchaser from 2022 to 2023. Table SWB-14a shows the top five U.S. to Mexico pipelines for these recovered crime guns, which are also displayed in Figure SWB-15. For purposes of this analysis, a “Pipeline” represents the movement of trafficked firearms from a source-state to a market-state. Texas is the source-state for all but one identified pipeline. All recovery-states are located along the U.S.-Mexico border except one, Guanajuato. Furthermore, the top five U.S. to Mexico pipelines accounted for 32% (5,630 of 17,711) of all recovered crime guns traced to a purchaser. The Arizona to Sonora pipeline is the most dominant, accounting for 1,618 crime guns, followed by Texas to Tamaulipas (1,191), Texas to Nuevo León (1,158), Texas to Chihuahua (832), and Texas to Guanajuato (831).

Table SWB-14a: Top U.S. to Mexico Pipelines, 2022 – 2023

U.S. to Mexico Pipeline	Recovered Crime Guns	Percentage
Arizona to Sonora	1,618	9.1%
Texas to Tamaulipas	1,191	6.7%
Texas to Nuevo León	1,158	6.5%
Texas to Chihuahua	832	4.7%
Texas to Guanajuato	831	4.7%
Top Five Pipelines	5,630	31.8%
All Other Pipelines	12,081	68.2%

Table SWB-14 in Appendix SWB – Southwest Border provides the number of recovered crime guns traced to a purchaser for all U.S. to Mexico pipelines.

Figure SWB-15: Top U.S. to Mexico Pipelines, 2022 – 2023



Firearms Recovered and Traced in Mexico Trafficking Investigations

[NFCTA Volume III, Part IV](#), documented 1,011 trafficking investigations involving firearms intended to be trafficked from the U.S. to Mexico. Of these 1,011 cases, 327 cases had at least one firearm recovered by ATF and traced. In total there were 1,791 trafficked firearms destined for Mexico recovered and traced by ATF in these cases. In most instances, these interdicted firearms were recovered during law enforcement operations in which probable cause was developed, allowing seizure of the firearms as evidence. Some 412 of these recovered firearms did not include enough information to complete a trace request. Another ten represented duplicate gun recovery records. Of the remaining 1,369 recovered firearms (76.4% of 1,791) that included enough information to initiate a trace request, 1,082 were traced to the last known purchaser (79.0% of 1,369). Of the 1,082 crime guns traced to a purchaser, nearly 92% (992) were recovered in the U.S. prior to diversion to Mexico.

Table SWB-15 presents the firearm types for the 1,369 trafficked firearms that were recovered and had sufficient information to be traced. Almost 48% of the trafficked firearms taken into LEA custody, documented in the ATF case management system, and submitted for tracing were pistols (655 of 1,369). Rifles accounted for almost 37% (505) and shotguns represented nearly 8% (108) of these trafficked firearms. The top five calibers accounted for almost 59% of these trafficked firearms (807 of 1,369) with 9mm representing the most frequently recovered caliber (22%; 300) (Table SWB-16).

Table SWB-15: Types of Firearms Recovered and Traced in Mexico Trafficking Investigations, 2017 – 2021

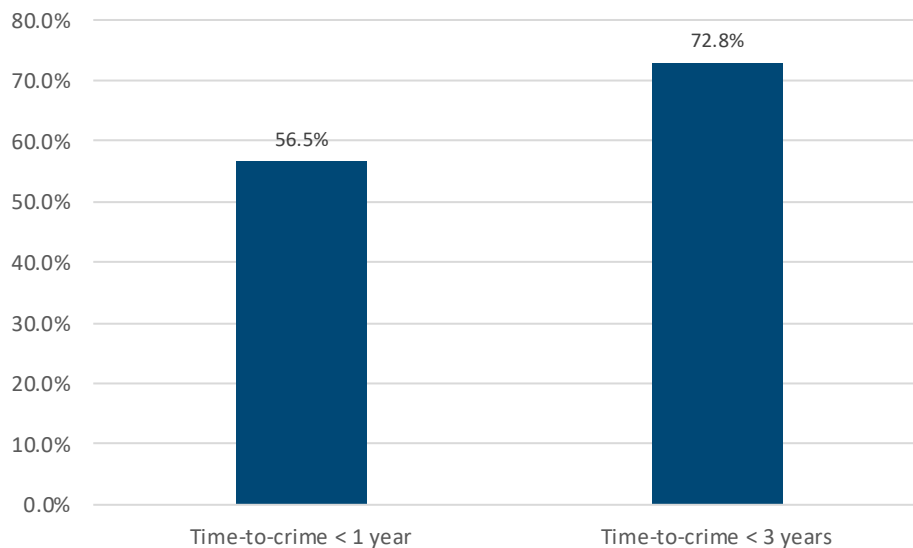
Type	Number	Percent
Pistol	655	47.8%
Rifle	505	36.9%
Shotgun	108	7.9%
Receiver / Frame	56	4.1%
Revolver	40	2.9%
Other	5	0.4%
Total	1,369	100%

Table SWB-16: Top Five Calibers of Firearms Recovered and Traced in Mexico Trafficking Investigations, 2017 – 2021

Caliber	Number	Percent
9mm	300	21.9%
Multi	149	10.9%
7.62mm	142	10.2%
.22	117	8.5%
.380	99	7.2%

TTC was calculated for slightly more than 78% (845 of 1,082) of the trafficked guns that were traced to a purchaser. Almost 57% (471) were recovered within one year of the last known sale and nearly 73% (607) were recovered within three years of the last known sale (Figure SWB-16).

Figure SWB-16: TTC Groupings for Traced Trafficked Guns, 2017 – 2021



Summary

From 2022 to 2023, SWB-states accounted for nearly 18% of the national EMSV. Type 07 FFLs accounted for more than 19% of the EMSV for SWB-states. In comparison, Type 07 FFLs in all other states accounted for only 13% of the EMSV. The number of traces for crime guns recovered in Mexico increased by about 63% from 2017 to 2023. Nearly two-thirds of traced crime guns recovered in Mexico were transferred by a Type 01 Dealer. However, the percentage of traced crime guns recovered in Mexico transferred by Type 07 Manufacturers increased by approximately eight percentage points from slightly less than 5% in 2017 to slightly more than 13% in 2023 (reflecting a 177% increase in the market share of traced crime guns originating from Type 07 Manufacturers). As presented in Part III of this Volume, this pattern mirrors changes in crime gun transfers made by specific types of FFLs in the U.S. Indeed, the number of U.S. crime guns traced to a purchaser acquired from a Type 07 FFL increased by 217% from 2017 to 2023. As previously noted, this increase in traces attributable to Type 07 FFLs is in part a result of the increase in the number of FFLs choosing to obtain a Type 07 license rather than a retail-only (Type 01) license. In turn, the trend towards more FFLs obtaining a Type 07 license likely reflects avoidance of the DL3 multiple sale requirement that applies to Type 01 and 02 FFL in the SWB-states.

The purchaser age distribution of crime guns recovered in Mexico was consistent with recoveries in the U.S. In contrast, the types of crime guns recovered differed considerably between the two countries. Of recoveries in Mexico, pistols accounted for 50% and rifles accounted for almost 33% of crime gun trace requests from 2022 to 2023. In the U.S. during this same period, pistols accounted for about 74% and rifles represented almost 11% of traced crime guns. 9mm pistols accounted for 45% of recovered pistols (as compared to 60% in the U.S.). Relative to U.S. recovered rifles (.22 was the most frequent caliber at 22%), Mexico recovered rifles had more powerful calibers such as 7.62mm (31%), .223 (26%), and 5.56mm (21%). LEAs in Mexico recovered and submitted 4,515 suspected PMFs to ATF for tracing from 2022 to 2023.

The TTC for crime guns recovered in Mexico was greater (5.4 years in 2023) than those recovered in the U.S. (2.9 years in 2023). However, the TTC for crime guns recovered in Mexico was substantially shorter for certain types of transactions involving gun shows, FRP, and multiple sales. In comparison to the TTC for all crime guns recovered in Mexico, the median TTC for gun show transactions was 37% shorter; the median TTC for FRP transactions was 48% shorter; the median for multiple sales was 65% shorter.

From 2022 to 2023, trace data established that FFLs in three states – Texas, Arizona, and California – were the sources of more than 1,000 crime guns each. In total FFLs in these states accounted for approximately 73% of all crime guns recovered in Mexico and traced to a purchaser. FFLs located in Texas accounted for 43% of crime guns traced to a purchaser and FFLs in Arizona accounted for almost 22% during this period. Traced crime guns originating from U.S. FFLs were most frequently recovered in five Mexican states along the SWB: Sonora, Baja California, Chihuahua, Nuevo León, and Tamaulipas. Overall, 82% of traced Mexico crime guns were recovered in a state with a dominant presence of both or either the CDS or CJNG cartels. The top five U.S. to Mexico pipelines accounted for 32% of all recovered crime guns traced to a purchaser. The Arizona to Sonora pipeline was the most dominant, followed by Texas to Tamaulipas, Texas to Nuevo León, Texas to Chihuahua, and Texas to Guanajuato.

ATF investigations involving firearm trafficking to Mexico focused on interdicting those firearms before they could be smuggled out of the U.S. Of the cases ATF initiated between 2017 and 2021¹², 1,011 investigations involved the trafficking of firearms from the U.S. to Mexico. In these cases, 1,082 crime guns were recovered and traced to a purchaser. Reflecting ATF's focus on preventing firearms from being trafficked from the U.S. to Mexico, nearly 92% of these crime guns were recovered in the U.S. prior to diversion to Mexico.

APPENDIX SWB - SOUTHWEST BORDER

Table SWB-06: Annual Counts and Percentages of Traced Crime Guns Recovered in Mexico by 01, 02, and 07 FFL Types between 2017 and 2023

Year	Type 01	Percent	Type 02	Percent	Type 07	Percent	Total Traces (All FFL Types)
2017	3,831	74.1%	1,008	19.5%	247	4.8%	5,170
2018	4,711	73.2%	1,258	19.6%	345	5.4%	6,432
2019	4,653	70.0%	1,456	21.9%	458	6.9%	6,651
2020	4,894	69.2%	1,427	20.2%	647	9.2%	7,071
2021	4,882	69.1%	1,409	19.9%	662	9.4%	7,066
2022	5,406	66.5%	1,673	20.6%	949	11.7%	8,130
2023	6,471	65.6%	1,961	19.9%	1,313	13.3%	9,866

Table SWB-14: U.S. to Mexico Pipelines, 2022 – 2023

U.S. Source State	Mexico Recovery State	Recovered Crime Guns
Arizona	Sonora	1,618
Texas	Tamaulipas	1,191
Texas	Nuevo León	1,158
Texas	Chihuahua	832
Texas	Guanajuato	831
Arizona	Baja California	669
Texas	Michoacán	507
California	Baja California	472
Arizona	Sinaloa	365
Texas	Zacatecas	351
Texas	Mexico City	323
Texas	México	304
Texas	Querétaro	303
Texas	Jalisco	299
New Mexico	Chihuahua	279
Texas	San Luis Potosí	243
Arizona	Zacatecas	225
Texas	Guerrero	174
Arizona	Chihuahua	159
Texas	Coahuila	135
California	Michoacán	135
Arizona	Nuevo León	132
Texas	Veracruz	112
Arizona	Michoacán	111
Texas	Colima	99
Nevada	Baja California	98
Arizona	Mexico City	94
Texas	Oaxaca	94
Texas	Puebla	94
Colorado	Chihuahua	92
California	Guanajuato	91
California	Jalisco	90
Oklahoma	Chihuahua	83
Utah	Baja California	77
Arizona	Jalisco	72
Texas	Baja California	68
California	Mexico City	65
California	Sinaloa	64
Texas	Chiapas	63
Arizona	Guanajuato	63
California	Guerrero	63
California	México	63
California	Chihuahua	62
Texas	Hidalgo	61
Texas	Sinaloa	60
California	Sonora	58
Texas	Quintana Roo	54
Texas	Aguascalientes	53
Washington	Baja California	48
Texas	Morelos	48
Arizona	San Luis Potosí	48
Arizona	Chiapas	46
Texas	Sonora	46
California	Zacatecas	46
Oregon	Baja California	40
Arizona	México	40
Kansas	Chihuahua	39
California	Oaxaca	39
California	Puebla	34

Alabama	Tamaulipas	31
Idaho	Baja California	28
Georgia	Guanajuato	28
Texas	Tlaxcala	28
Texas	Campeche	27
Arizona	Guerrero	27
Arkansas	Michoacán	27
Florida	Tamaulipas	27
Arizona	Veracruz	27
Alabama	Oaxaca	26
California	Querétaro	26
Oklahoma	Tamaulipas	26
Colorado	Baja California	25
Texas	Durango	25
Nevada	Sonora	25
California	Colima	23
Arkansas	Jalisco	23
Texas	Nayarit	23
Oklahoma	Querétaro	23
Texas	Tabasco	23
Georgia	Tamaulipas	23
Florida	Baja California	22
Florida	Guanajuato	22
Oklahoma	Guanajuato	22
Missouri	Chihuahua	21
Nevada	Chihuahua	21
Arizona	Colima	21
Louisiana	Nuevo León	21
Oklahoma	Nuevo León	21
Arizona	Oaxaca	21
New Mexico	Sonora	21
New Mexico	Baja California	20
California	Quintana Roo	20
Arizona	Querétaro	20
Louisiana	Tamaulipas	20
Oklahoma	Baja California	19
Utah	Jalisco	19
Colorado	Michoacán	19
New Mexico	Michoacán	19
Oklahoma	Michoacán	19
Utah	Michoacán	19
California	Nayarit	19
California	Nuevo León	19
Florida	Mexico City	18
Illinois	Guanajuato	18
Indiana	Guanajuato	18
California	Hidalgo	18
Florida	Michoacán	18
Nevada	Sinaloa	18
Florida	Sonora	18
California	Veracruz	18
California	Aguascalientes	17
Georgia	Baja California	17
Illinois	Michoacán	17
New Mexico	Sinaloa	17
Colorado	Zacatecas	17
Ohio	Baja California	16
Louisiana	Chihuahua	16
Wyoming	Chihuahua	16
New Mexico	Mexico City	16
Georgia	Guerrero	16
Florida	Nuevo León	16

Missouri	Baja California	15
North Carolina	Guanajuato	15
Ohio	Guanajuato	15
Washington	Michoacán	15
Georgia	Querétaro	15
Colorado	Sonora	15
New Mexico	San Luis Potosí	15
Alabama	Baja California	14
Oklahoma	Coahuila	14
Arizona	Hidalgo	14
Colorado	Jalisco	14
Colorado	Sinaloa	14
Oklahoma	Zacatecas	14
Utah	Zacatecas	14
North Carolina	Baja California	13
Arkansas	Guanajuato	13
Illinois	Guerrero	13
Alabama	Nuevo León	13
Georgia	Nuevo León	13
Oklahoma	San Luis Potosí	13
Arkansas	Tamaulipas	13
North Carolina	Tamaulipas	13
South Carolina	Baja California	12
California	Baja California Sur	12
Florida	Chihuahua	12
Arizona	Durango	12
Louisiana	Guanajuato	12
Georgia	Jalisco	12
Illinois	Jalisco	12
Alabama	Michoacán	12
Georgia	Michoacán	12
Nevada	Michoacán	12
Oklahoma	México	12
Arkansas	Nuevo León	12
Arizona	Puebla	12
Arizona	Quintana Roo	12
Florida	Querétaro	12
California	Tamaulipas	12
New Mexico	Zacatecas	12
Illinois	Baja California	11
Tennessee	Chihuahua	11
South Carolina	Coahuila	11
Oklahoma	Mexico City	11
Alabama	Guanajuato	11
Oregon	Guanajuato	11
Oklahoma	Jalisco	11
South Carolina	Michoacán	11
Florida	México	11
New Mexico	México	11
Illinois	Puebla	11
Georgia	Sonora	11
Idaho	Sonora	11
Utah	Sonora	11
Washington	Sonora	11
Arkansas	Baja California	10
Kentucky	Baja California	10
Arkansas	Chihuahua	10
Arizona	Coahuila	10
Illinois	Mexico City	10

Kansas	Guanajuato	10
New Mexico	Guanajuato	10
South Carolina	Guanajuato	10
Utah	Guanajuato	10
Florida	Guerrero	10
Arizona	Morelos	10
Arizona	Nayarit	10
Georgia	Quintana Roo	10
Arizona	Tamaulipas	10
Colorado	Tamaulipas	10
Florida	Zacatecas	10
Indiana	Baja California	9
Michigan	Baja California	9
Alabama	Chihuahua	9
Georgia	Mexico City	9
Colorado	Guanajuato	9
Mississippi	Guanajuato	9
Missouri	Guanajuato	9
Wisconsin	Guanajuato	9
Missouri	Jalisco	9
Nevada	Jalisco	9
New Mexico	Jalisco	9
California	Morelos	9
Georgia	México	9
Illinois	Nuevo León	9
Georgia	Oaxaca	9
Oklahoma	Sinaloa	9
Utah	Sinaloa	9
Washington	Sinaloa	9
Michigan	Sonora	9
California	Tabasco	9
Illinois	Tamaulipas	9
Tennessee	Tamaulipas	9
Arizona	Aguascalientes	8
Kansas	Baja California	8
Minnesota	Baja California	8
Georgia	Chihuahua	8
Illinois	Chihuahua	8
Utah	Chihuahua	8
California	Chiapas	8
Arkansas	Mexico City	8
Colorado	Mexico City	8
Nevada	Guanajuato	8
Pennsylvania	Guanajuato	8
South Carolina	Hidalgo	8
Ohio	Jalisco	8
Idaho	Michoacán	8
Louisiana	Michoacán	8
North Carolina	Michoacán	8
Pennsylvania	Michoacán	8
Tennessee	Michoacán	8
Ohio	Nuevo León	8
Oklahoma	Oaxaca	8
Alabama	Quintana Roo	8
Florida	Quintana Roo	8
Florida	Sinaloa	8
Missouri	Sonora	8
Ohio	Sonora	8
Virginia	Sonora	8

California	San Luis Potosí	8
Florida	San Luis Potosí	8
Louisiana	San Luis Potosí	8
Missouri	Tamaulipas	8
Indiana	Zacatecas	8
Kansas	Zacatecas	8
North Carolina	Zacatecas	8
Oklahoma	Aguascalientes	7
Virginia	Baja California	7
Arizona	Baja California Sur	7
Mississippi	Chihuahua	7
Ohio	Chihuahua	7
Virginia	Chihuahua	7
Washington	Chihuahua	7
Ohio	Coahuila	7
Alabama	Mexico City	7
Utah	Mexico City	7
Kentucky	Guanajuato	7
Washington	Guanajuato	7
Idaho	Jalisco	7
Indiana	Jalisco	7
Pennsylvania	Jalisco	7
Ohio	Michoacán	7
Virginia	Michoacán	7
Colorado	México	7
Illinois	México	7
South Carolina	México	7
Kentucky	Nuevo León	7
South Carolina	Nuevo León	7
Tennessee	Nuevo León	7
Kansas	Sinaloa	7
Missouri	Sinaloa	7
Oregon	Sinaloa	7
Montana	Sonora	7
North Carolina	Sonora	7
Georgia	San Luis Potosí	7
Kansas	Tamaulipas	7
Florida	Veracruz	7
Illinois	Veracruz	7
Indiana	Veracruz	7
Georgia	Zacatecas	7
Illinois	Zacatecas	7
Ohio	Zacatecas	7
Wisconsin	Zacatecas	7
Alaska	Baja California	6
Montana	Baja California	6
Texas	Baja California Sur	6
North Dakota	Chihuahua	6
Washington	Colima	6
Alabama	Chiapas	6
Louisiana	Mexico City	6
New Mexico	Durango	6
Virginia	Guanajuato	6
Pennsylvania	Guerrero	6
North Carolina	Hidalgo	6
Florida	Jalisco	6
Kansas	Jalisco	6
Washington	Jalisco	6
Indiana	Michoacán	6

Kentucky	Michoacán	6
Missouri	Michoacán	6
Kansas	México	6
Ohio	México	6
Oregon	México	6
Michigan	Nuevo León	6
Virginia	Nuevo León	6
Illinois	Oaxaca	6
Mississippi	Oaxaca	6
South Carolina	Oaxaca	6
Florida	Puebla	6
Arkansas	Querétaro	6
Colorado	Querétaro	6
North Carolina	Querétaro	6
Ohio	Sinaloa	6
Alabama	Sonora	6
Indiana	Sonora	6
Kansas	Sonora	6
Minnesota	Sonora	6
Oregon	Sonora	6
Tennessee	Sonora	6
Indiana	Tamaulipas	6
Mississippi	Tamaulipas	6
Texas	Yucatán	6
Kentucky	Zacatecas	6
Nevada	Zacatecas	6
Tennessee	Zacatecas	6
Virginia	Zacatecas	6
Louisiana	Baja California	5
Massachusetts	Baja California	5
Mississippi	Baja California	5
New York	Baja California	5
Tennessee	Baja California	5
Wisconsin	Baja California	5
Oregon	Chihuahua	5
Pennsylvania	Chihuahua	5
New Mexico	Colima	5
Georgia	Chiapas	5
Georgia	Coahuila	5
Kansas	Coahuila	5
North Carolina	Mexico City	5
Tennessee	Mexico City	5
Washington	Mexico City	5
California	Durango	5
Tennessee	Guanajuato	5
Mississippi	Guerrero	5
Nevada	Guerrero	5
North Carolina	Guerrero	5
Florida	Hidalgo	5
Georgia	Hidalgo	5
Kentucky	Jalisco	5
Louisiana	Jalisco	5
Kansas	Michoacán	5
Alabama	México	5
Louisiana	México	5
Nevada	México	5
Pennsylvania	México	5
Tennessee	México	5
Utah	México	5

Colorado	Nuevo León	5
Kansas	Nuevo León	5
Mississippi	Nuevo León	5
Nevada	Nuevo León	5
North Carolina	Nuevo León	5
Oregon	Nuevo León	5
Alabama	Puebla	5
Kentucky	Puebla	5
Louisiana	Quintana Roo	5
New Mexico	Quintana Roo	5
Ohio	Quintana Roo	5
Illinois	Querétaro	5
Indiana	Querétaro	5
New Mexico	Querétaro	5
South Carolina	Querétaro	5
Tennessee	Querétaro	5
Georgia	Sinaloa	5
Oklahoma	Sonora	5
Pennsylvania	Sonora	5
Wisconsin	Sonora	5
California	Tlaxcala	5
Michigan	Tamaulipas	5
Ohio	Tamaulipas	5
Virginia	Tamaulipas	5
Arkansas	Veracruz	5
Mississippi	Veracruz	5
Michigan	Zacatecas	5
Pennsylvania	Zacatecas	5
Indiana	Aguascalientes	4
Pennsylvania	Baja California	4
Nevada	Baja California Sur	4
Indiana	Chihuahua	4
Iowa	Chihuahua	4
North Carolina	Chihuahua	4
South Carolina	Chihuahua	4
South Dakota	Chihuahua	4
Colorado	Colima	4
Illinois	Colima	4
South Carolina	Chiapas	4
Kentucky	Mexico City	4
Montana	Mexico City	4
Nevada	Mexico City	4
Idaho	Guanajuato	4
Iowa	Guanajuato	4
Nebraska	Guanajuato	4
Alabama	Guerrero	4
Idaho	Guerrero	4
Oklahoma	Guerrero	4
Michigan	Jalisco	4
New York	Michoacán	4
Oregon	Michoacán	4
Wisconsin	Michoacán	4
Illinois	Morelos	4
Kentucky	México	4
Virginia	México	4
Washington	México	4
Missouri	Nuevo León	4
North Dakota	Nuevo León	4
Florida	Oaxaca	4

North Carolina	Oaxaca	4
Oklahoma	Puebla	4
Virginia	Puebla	4
Nevada	Quintana Roo	4
Kansas	Querétaro	4
Kentucky	Querétaro	4
Ohio	Querétaro	4
Alaska	Sinaloa	4
Idaho	Sinaloa	4
Illinois	Sinaloa	4
Mississippi	Sinaloa	4
Alaska	Sonora	4
Mississippi	Sonora	4
Wyoming	Sonora	4
Arkansas	San Luis Potosí	4
Montana	San Luis Potosí	4
Arizona	Tabasco	4
Nebraska	Tamaulipas	4
New Mexico	Tamaulipas	4
South Carolina	Tamaulipas	4
Utah	Tamaulipas	4
West Virginia	Tamaulipas	4
Arkansas	Zacatecas	4
Louisiana	Zacatecas	4
Mississippi	Zacatecas	4
Nebraska	Baja California	3
West Virginia	Baja California	3
Wyoming	Baja California	3
Oregon	Baja California Sur	3
Idaho	Chihuahua	3
Kentucky	Chihuahua	3
Maryland	Chihuahua	3
Michigan	Chihuahua	3
Montana	Chihuahua	3
Oklahoma	Colima	3
Utah	Colima	3
California	Campeche	3
Florida	Chiapas	3
Kentucky	Chiapas	3
Oklahoma	Chiapas	3
Virginia	Chiapas	3
California	Coahuila	3
Florida	Coahuila	3
Indiana	Coahuila	3
Louisiana	Coahuila	3
Idaho	Mexico City	3
Maryland	Mexico City	3
Missouri	Mexico City	3
North Dakota	Mexico City	3
South Carolina	Mexico City	3
Florida	Durango	3
Nevada	Durango	3
Oklahoma	Durango	3
Michigan	Guanajuato	3
West Virginia	Guanajuato	3
Colorado	Guerrero	3
Kentucky	Guerrero	3
New Mexico	Guerrero	3
Ohio	Guerrero	3

Delaware	Hidalgo	3
Idaho	Hidalgo	3
New Mexico	Hidalgo	3
Nebraska	Jalisco	3
South Carolina	Jalisco	3
Wisconsin	Jalisco	3
Alaska	Michoacán	3
Iowa	Michoacán	3
Massachusetts	Michoacán	3
Michigan	Michoacán	3
Mississippi	Michoacán	3
Montana	Michoacán	3
West Virginia	Michoacán	3
Arkansas	México	3
Indiana	México	3
Colorado	Nayarit	3
Indiana	Nuevo León	3
Iowa	Nuevo León	3
Minnesota	Nuevo León	3
New Jersey	Nuevo León	3
New Mexico	Nuevo León	3
Washington	Nuevo León	3
Colorado	Oaxaca	3
Kentucky	Oaxaca	3
Louisiana	Oaxaca	3
New Mexico	Oaxaca	3
Washington	Oaxaca	3
Colorado	Puebla	3
Ohio	Puebla	3
Pennsylvania	Puebla	3
South Carolina	Puebla	3
Arkansas	Quintana Roo	3
Colorado	Quintana Roo	3
Illinois	Quintana Roo	3
Indiana	Quintana Roo	3
Mississippi	Quintana Roo	3
Tennessee	Quintana Roo	3
Idaho	Querétaro	3
Louisiana	Querétaro	3
Missouri	Querétaro	3
Oregon	Querétaro	3
Pennsylvania	Sinaloa	3
Wisconsin	Sinaloa	3
Wyoming	Sinaloa	3
Arkansas	Sonora	3
Kentucky	Sonora	3
South Carolina	Sonora	3
Colorado	San Luis Potosí	3
Kansas	San Luis Potosí	3
Kentucky	San Luis Potosí	3
Missouri	San Luis Potosí	3
Tennessee	San Luis Potosí	3
Utah	San Luis Potosí	3
Arizona	Tlaxcala	3
New Mexico	Tlaxcala	3
Idaho	Tamaulipas	3
Kentucky	Tamaulipas	3
North Dakota	Tamaulipas	3
Pennsylvania	Tamaulipas	3

Washington	Tamaulipas	3
Wisconsin	Tamaulipas	3
Alabama	Veracruz	3
Colorado	Veracruz	3
Kansas	Veracruz	3
Michigan	Veracruz	3
Ohio	Veracruz	3
Idaho	Zacatecas	3
Montana	Zacatecas	3
Washington	Zacatecas	3
Colorado	Aguascalientes	2
Georgia	Aguascalientes	2
Iowa	Baja California	2
Maine	Baja California	2
Maryland	Baja California	2
New Jersey	Baja California	2
South Dakota	Baja California	2
Connecticut	Chihuahua	2
Minnesota	Chihuahua	2
New Hampshire	Chihuahua	2
Vermont	Chihuahua	2
West Virginia	Chihuahua	2
Arkansas	Colima	2
Florida	Colima	2
Kentucky	Colima	2
Louisiana	Colima	2
Ohio	Colima	2
Florida	Campeche	2
Georgia	Campeche	2
Louisiana	Campeche	2
Mississippi	Campeche	2
Arkansas	Chiapas	2
Idaho	Chiapas	2
Louisiana	Chiapas	2
Mississippi	Chiapas	2
Oregon	Chiapas	2
Tennessee	Chiapas	2
Utah	Chiapas	2
Washington	Chiapas	2
Colorado	Coahuila	2
Illinois	Coahuila	2
New Mexico	Coahuila	2
Pennsylvania	Coahuila	2
Washington	Coahuila	2
Delaware	Mexico City	2
Kansas	Mexico City	2
Michigan	Mexico City	2
Minnesota	Mexico City	2
Oregon	Mexico City	2
Pennsylvania	Mexico City	2
Virginia	Mexico City	2
Wisconsin	Mexico City	2
Colorado	Durango	2
Kansas	Durango	2
Louisiana	Durango	2
North Carolina	Durango	2
Maine	Guanajuato	2
Maryland	Guanajuato	2
New Hampshire	Guanajuato	2

New Jersey	Guanajuato	2
Vermont	Guanajuato	2
Oregon	Guerrero	2
South Carolina	Guerrero	2
Tennessee	Guerrero	2
Virginia	Guerrero	2
Washington	Guerrero	2
Wisconsin	Guerrero	2
New York	Hidalgo	2
Oklahoma	Hidalgo	2
Alabama	Jalisco	2
Iowa	Jalisco	2
Mississippi	Jalisco	2
Oregon	Jalisco	2
Tennessee	Jalisco	2
Virginia	Jalisco	2
Nebraska	Michoacán	2
New Hampshire	Michoacán	2
North Carolina	Morelos	2
Alaska	México	2
Connecticut	México	2
Nebraska	México	2
West Virginia	México	2
Wisconsin	México	2
Florida	Nayarit	2
Nevada	Nayarit	2
Oregon	Nayarit	2
Utah	Nayarit	2
Washington	Nayarit	2
West Virginia	Nuevo León	2
Wisconsin	Nuevo León	2
Arkansas	Oaxaca	2
Idaho	Oaxaca	2
Missouri	Oaxaca	2
Ohio	Oaxaca	2
Tennessee	Oaxaca	2
Wisconsin	Oaxaca	2
Arkansas	Puebla	2
Georgia	Puebla	2
Kansas	Puebla	2
Louisiana	Puebla	2
New Mexico	Puebla	2
Kentucky	Quintana Roo	2
Maryland	Quintana Roo	2
North Carolina	Quintana Roo	2
Oregon	Quintana Roo	2
South Carolina	Quintana Roo	2
Virginia	Quintana Roo	2
Alabama	Querétaro	2
Connecticut	Querétaro	2
Iowa	Querétaro	2
Michigan	Querétaro	2
Mississippi	Querétaro	2
North Dakota	Querétaro	2
Pennsylvania	Querétaro	2
Utah	Querétaro	2
Washington	Querétaro	2
Wisconsin	Querétaro	2
Wyoming	Querétaro	2

Kentucky	Sinaloa	2
Maryland	Sinaloa	2
New Hampshire	Sinaloa	2
South Carolina	Sinaloa	2
Tennessee	Sinaloa	2
Virginia	Sinaloa	2
Illinois	Sonora	2
Iowa	Sonora	2
Massachusetts	Sonora	2
Nebraska	Sonora	2
North Dakota	Sonora	2
Indiana	San Luis Potosí	2
Mississippi	San Luis Potosí	2
Ohio	San Luis Potosí	2
Washington	San Luis Potosí	2
Illinois	Tlaxcala	2
South Carolina	Tlaxcala	2
Alaska	Tamaulipas	2
Iowa	Tamaulipas	2
Maine	Tamaulipas	2
Minnesota	Tamaulipas	2
Nevada	Tamaulipas	2
New Hampshire	Tamaulipas	2
South Dakota	Tamaulipas	2
Georgia	Veracruz	2
Idaho	Veracruz	2
New Jersey	Veracruz	2
New Mexico	Veracruz	2
North Carolina	Veracruz	2
Oregon	Veracruz	2
Tennessee	Veracruz	2
Utah	Veracruz	2
Iowa	Zacatecas	2
Missouri	Zacatecas	2
New Jersey	Zacatecas	2
New York	Zacatecas	2
Oregon	Zacatecas	2
Arkansas	Aguascalientes	1
Florida	Aguascalientes	1
Iowa	Aguascalientes	1
Kansas	Aguascalientes	1
Kentucky	Aguascalientes	1
Massachusetts	Aguascalientes	1
Michigan	Aguascalientes	1
Nevada	Aguascalientes	1
North Carolina	Aguascalientes	1
Ohio	Aguascalientes	1
Oregon	Aguascalientes	1
Washington	Aguascalientes	1
Wisconsin	Aguascalientes	1
Connecticut	Baja California	1
Delaware	Baja California	1
New Hampshire	Baja California	1
Rhode Island	Baja California	1
Idaho	Baja California Sur	1
Louisiana	Baja California Sur	1
Montana	Baja California Sur	1
Nebraska	Baja California Sur	1
New Mexico	Baja California Sur	1

Utah	Baja California Sur	1
Vermont	Baja California Sur	1
Virginia	Baja California Sur	1
Washington	Baja California Sur	1
Wisconsin	Baja California Sur	1
Alaska	Chihuahua	1
Hawaii	Chihuahua	1
Maine	Chihuahua	1
Massachusetts	Chihuahua	1
Nebraska	Chihuahua	1
New York	Chihuahua	1
Wisconsin	Chihuahua	1
Alabama	Colima	1
Alaska	Colima	1
Georgia	Colima	1
Idaho	Colima	1
Indiana	Colima	1
Kansas	Colima	1
Michigan	Colima	1
Minnesota	Colima	1
Missouri	Colima	1
Montana	Colima	1
Nevada	Colima	1
South Carolina	Colima	1
Virginia	Colima	1
West Virginia	Colima	1
Wisconsin	Colima	1
Alabama	Campeche	1
Arizona	Campeche	1
Arkansas	Campeche	1
Idaho	Campeche	1
Illinois	Campeche	1
Oklahoma	Campeche	1
Virginia	Campeche	1
Colorado	Chiapas	1
Connecticut	Chiapas	1
Iowa	Chiapas	1
Kansas	Chiapas	1
Maryland	Chiapas	1
Nebraska	Chiapas	1
New Mexico	Chiapas	1
North Carolina	Chiapas	1
Ohio	Chiapas	1
Pennsylvania	Chiapas	1
Rhode Island	Chiapas	1
West Virginia	Chiapas	1
Alabama	Coahuila	1
Arkansas	Coahuila	1
Iowa	Coahuila	1
New York	Coahuila	1
North Carolina	Coahuila	1
Wyoming	Coahuila	1
Connecticut	Mexico City	1
Hawaii	Mexico City	1
Indiana	Mexico City	1
Iowa	Mexico City	1
Mississippi	Mexico City	1
New Jersey	Mexico City	1
Ohio	Mexico City	1

Vermont	Mexico City	1
Wyoming	Mexico City	1
Illinois	Durango	1
Iowa	Durango	1
Nebraska	Durango	1
Tennessee	Durango	1
Wisconsin	Durango	1
Alaska	Guanajuato	1
Connecticut	Guanajuato	1
Delaware	Guanajuato	1
Massachusetts	Guanajuato	1
Minnesota	Guanajuato	1
New York	Guanajuato	1
Puerto Rico	Guanajuato	1
South Dakota	Guanajuato	1
Alaska	Guerrero	1
Arkansas	Guerrero	1
Indiana	Guerrero	1
Iowa	Guerrero	1
Michigan	Guerrero	1
Missouri	Guerrero	1
Montana	Guerrero	1
Wyoming	Guerrero	1
Alabama	Hidalgo	1
Arkansas	Hidalgo	1
Colorado	Hidalgo	1
Illinois	Hidalgo	1
Indiana	Hidalgo	1
Kentucky	Hidalgo	1
Minnesota	Hidalgo	1
Mississippi	Hidalgo	1
Montana	Hidalgo	1
Nevada	Hidalgo	1
Oregon	Hidalgo	1
Virginia	Hidalgo	1
Washington	Hidalgo	1
Wisconsin	Hidalgo	1
Hawaii	Jalisco	1
Minnesota	Jalisco	1
Montana	Jalisco	1
New Jersey	Jalisco	1
New York	Jalisco	1
North Carolina	Jalisco	1
Rhode Island	Jalisco	1
South Dakota	Jalisco	1
Wyoming	Jalisco	1
Connecticut	Michoacán	1
Maine	Michoacán	1
Maryland	Michoacán	1
North Dakota	Michoacán	1
Vermont	Michoacán	1
Wyoming	Michoacán	1
Arkansas	Morelos	1
Colorado	Morelos	1
Florida	Morelos	1
Georgia	Morelos	1
Idaho	Morelos	1
Indiana	Morelos	1
Kansas	Morelos	1

Louisiana	Morelos	1
Massachusetts	Morelos	1
Michigan	Morelos	1
Nevada	Morelos	1
New Hampshire	Morelos	1
New Mexico	Morelos	1
Delaware	México	1
District of Columbia	México	1
Iowa	México	1
Maryland	México	1
Minnesota	México	1
Mississippi	México	1
Missouri	México	1
Montana	México	1
New Hampshire	México	1
North Carolina	México	1
North Dakota	México	1
Rhode Island	México	1
Alaska	Nayarit	1
Illinois	Nayarit	1
Indiana	Nayarit	1
Louisiana	Nayarit	1
New Mexico	Nayarit	1
Ohio	Nayarit	1
Oklahoma	Nayarit	1
Virginia	Nayarit	1
Maine	Nuevo León	1
Maryland	Nuevo León	1
Massachusetts	Nuevo León	1
Montana	Nuevo León	1
Nebraska	Nuevo León	1
New York	Nuevo León	1
Pennsylvania	Nuevo León	1
Puerto Rico	Nuevo León	1
South Dakota	Nuevo León	1
Utah	Nuevo León	1
Indiana	Oaxaca	1
Iowa	Oaxaca	1
Kansas	Oaxaca	1
Nevada	Oaxaca	1
Oregon	Oaxaca	1
Utah	Oaxaca	1
Virginia	Oaxaca	1
West Virginia	Oaxaca	1
Wyoming	Oaxaca	1
Indiana	Puebla	1
Massachusetts	Puebla	1
Michigan	Puebla	1
Mississippi	Puebla	1
Nebraska	Puebla	1
North Carolina	Puebla	1
Oregon	Puebla	1
Tennessee	Puebla	1
Utah	Puebla	1
Washington	Puebla	1
West Virginia	Puebla	1
Idaho	Quintana Roo	1
Iowa	Quintana Roo	1
Michigan	Quintana Roo	1

Missouri	Quintana Roo	1
Montana	Quintana Roo	1
New Jersey	Quintana Roo	1
Pennsylvania	Quintana Roo	1
West Virginia	Quintana Roo	1
Wisconsin	Quintana Roo	1
Delaware	Querétaro	1
Nevada	Querétaro	1
New York	Querétaro	1
Puerto Rico	Querétaro	1
Vermont	Querétaro	1
Virginia	Querétaro	1
West Virginia	Querétaro	1
Arkansas	Sinaloa	1
Delaware	Sinaloa	1
Iowa	Sinaloa	1
Louisiana	Sinaloa	1
Minnesota	Sinaloa	1
Montana	Sinaloa	1
North Carolina	Sinaloa	1
North Dakota	Sinaloa	1
Connecticut	Sonora	1
Louisiana	Sonora	1
Maine	Sonora	1
Maryland	Sonora	1
New York	Sonora	1
Rhode Island	Sonora	1
West Virginia	Sonora	1
Illinois	San Luis Potosí	1
Iowa	San Luis Potosí	1
Nebraska	San Luis Potosí	1
North Dakota	San Luis Potosí	1
Virginia	San Luis Potosí	1
Wisconsin	San Luis Potosí	1
Wyoming	San Luis Potosí	1
Alabama	Tabasco	1
Arkansas	Tabasco	1
Illinois	Tabasco	1
Indiana	Tabasco	1
Nevada	Tabasco	1
New Mexico	Tabasco	1
Tennessee	Tabasco	1
Alabama	Tlaxcala	1
Colorado	Tlaxcala	1
Florida	Tlaxcala	1
Indiana	Tlaxcala	1
Kansas	Tlaxcala	1
Kentucky	Tlaxcala	1
Missouri	Tlaxcala	1
Pennsylvania	Tlaxcala	1
Tennessee	Tlaxcala	1
Virginia	Tlaxcala	1
Washington	Tlaxcala	1
Maryland	Tamaulipas	1
Massachusetts	Tamaulipas	1
Montana	Tamaulipas	1
New Jersey	Tamaulipas	1
Oregon	Tamaulipas	1
Vermont	Tamaulipas	1

Alaska	Veracruz	1
Delaware	Veracruz	1
Louisiana	Veracruz	1
Massachusetts	Veracruz	1
Nevada	Veracruz	1
New York	Veracruz	1
Oklahoma	Veracruz	1
South Carolina	Veracruz	1
South Dakota	Veracruz	1
Virginia	Veracruz	1
Arizona	Yucatán	1
Arkansas	Yucatán	1
California	Yucatán	1
Florida	Yucatán	1
Nevada	Yucatán	1
New Mexico	Yucatán	1
North Carolina	Yucatán	1
Alabama	Zacatecas	1
Alaska	Zacatecas	1
Hawaii	Zacatecas	1
Maryland	Zacatecas	1
Massachusetts	Zacatecas	1
Minnesota	Zacatecas	1
Puerto Rico	Zacatecas	1
South Carolina	Zacatecas	1
Vermont	Zacatecas	1
Total		17,711

ENDNOTES

¹ NFCTA Volume II, Part IV, Figure IRT-03

² Table IRT-23: International Crime Gun Traces to a Purchaser by Top Five Source States and Recovery Country or Grouping, 2017 -2021

³ See Part I – Firearm Commerce Updates and New Analysis for a description of FFL types.

⁴ Private sales include transactions with the purpose codes: 27 - *Private Sale of a Handgun*, 28 - *Private Sale of a Long Gun*, and 29 - *Private Sale of an Other Weapon*.

⁵ *Firearms-Control Legislation and Policy*, Law Library of Congress (2013), <https://www.loc.gov/item/2013417226>

⁶ Brennan Weiss & James Pasley, *Only 3 Countries in the World Protect the Right to Bear arms in Their Constitutions: the US, Mexico, and Guatemala*, Bus. Insider (Aug. 6, 2019), <https://www.businessinsider.com/2nd-amendment-countries-constitutional-right-bear-arms-2017-10>.

⁷ According to the [U.S. Government Accountability Office](#), U.S. Departments of Justice, Homeland Security, and State officials report that the Mexican government’s estimate of the number of firearms trafficked from the United States to Mexico annually is the best estimate available.

⁸ This section does not include Type 06 – Manufacture of Ammunition for Firearms other Than “Destructive Devices.” Zero traced crime guns recovered in Mexico were transferred by Type 09 – Dealer in “Destructive Devices” in 2022 and 2023.

⁹ Multiple sales data includes the multiple sales of handguns and certain rifles under the Demand Letter 3 Program.

¹⁰ As stated in NFCTA Volume II, Part II, the FFL Resale Program (FRP) identifies used firearms that FFLs have acquired from unlicensed individuals to enhance the efficiency of the crime gun tracing process. When a used firearm has been acquired by FFLs after an original retail sale it can be identified through the FRP, the NTC can directly contact the specific FFL (after an original retail sale) to identify the last known purchaser. Information obtained through the FRP results in shorter time to crime rates, more timely current actionable intelligence, and stronger investigative leads.

¹¹ All Other States and Territories in this Figure includes “unknown” states.

¹² All firearm trafficking investigations initiated between January 1, 2017, and December 31, 2021, and closed between January 1, 2017, and March 10, 2023, were included in the study.