

Click [HERE](#) for an explanation of the data.

NORTHERN MARIANA ISLANDS

FFL BURGLARIES, ROBBERIES, & LARCENIES, 2017 - 2021

Total Theft Incidents

(Blank)

Total # of Firearms Involved

(Blank)

Average # of Firearms Involved per Theft Incident

(Blank)

Median # of Firearms Involved per Theft Incident

(Blank)



Total # of Incidents and Firearms Involved by Theft Year

Total # of Incidents and Firearms Involved by Theft Type

% of Thefts by Number of Firearms Stolen

Average and Median # of Firearms Involved per Theft Incident by Theft Type

Thefts and Firearms Stolen by FFL Type

FFL Type	Total Incidents	% Total Incidents	Total # Firearms Involved	% Total Firearms Involved
▲				

Firearms Stolen by Weapon Type

Weapon Type	Total # Firearms Involved	% of Total
▼		

RECOVERED FIREARMS ASSOCIATED WITH ALL FFL BURGLARIES, ROBBERIES, & LARCENIES WITHIN STATE, 2017 - 2021

Total Theft Incidents w/ at Least 1 Recovered Firearm

(Blank)

Total # of Recovered Firearms

(Blank)

Average # of Firearms Recovered per Theft Incident w/ at Least 1 Recovered Firearm

(Blank)

Median # of Firearms Recovered per Theft Incident w/ at Least 1 Recovered Firearm

(Blank)

Total # of Theft Incidents Involving at Least 1 Recovered Firearm by Theft Type

Average and Median # of Firearms Recovered per Theft Incident Involving at Least 1 Recovered Firearm by Theft Type

% Total of Recovered Firearms by Time-to-Recovery Grouping

Recovered Firearms by Possessor Age

Possessor Age Grouping	# of Recovered Firearms	% of Total Recovered Firearms w/ Possessor Age Determined
------------------------	-------------------------	---

% Total of Recovered Firearms by Theft-to-Recovery Location

Distance Between FFL Theft Location and Recovery Location

Distance (Miles) from FFL Theft to Recovery Location	# of Recovered Firearms	% of Total Recovered Firearms w/ Distance Measured
--	-------------------------	--

Top Recovery Cities Associated with Theft State

CRIME GUNS RECOVERED AND TRACED, 2017 - 2021

Traced Crime Guns

7

Traced Crime Guns to a Known Purchaser

3

Median TTC (Years)

31.7

Median Age of Possessor

31

Top Recovery Cities

Recovery City	# of Recovered Crime Guns
SAIPAN	3
Total	3


Top Source States

Source State	# of Recovered Crime Guns
CA	1
ID	1
SD	1
Total	3

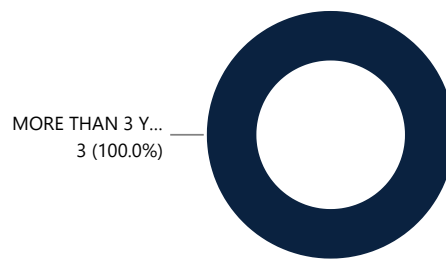
Top Source Cities

Source City	Source State	# of Recovered Crime Guns
ALTA LOMA	CA	1
CASTLEWOOD	SD	1
IDAHO FALLS	ID	1
Total		3

Crime Guns Traced to a Known Purchaser by Year



Crime Guns by TTC Grouping



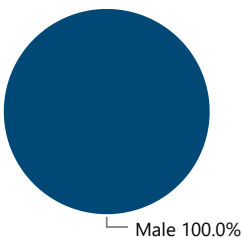
Crime Guns by Possessor Age

Possessor Age Group	# of Recovered Firearms	% of Total Recovered Firearms w/ Possessor Age Determined
35-44	5	100.0%
Total	5	100.0%

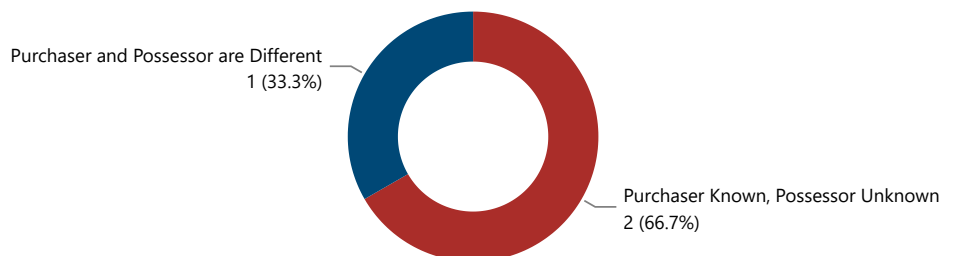
Crime Guns by FFL-to-Recovery Location

Distance (Miles) from FFL to Recovery Location	# of Recovered Firearms	% of Total Recovered Firearms w/ Distance Measured

Crime Guns by Possessor Gender



Crime Guns by Purchaser/Possessor Grouping when Purchaser is Known



CRIME GUNS SOURCED FROM THIS STATE, 2017 - 2021

Traced Crime Guns

(Blank)

Traced Crime Guns to a Known Purchaser

(Blank)

Median TTC (Years)

(Blank)

Median Age of Purchaser

32

Crime Guns Traced to a Known Purchaser by Year

Top Recovery States

Recovery State	Recovered Crime Guns

Top Recovery Cities

Recovery City/State	Recovered Crime Guns

Crime Guns by Source-to-Recovery Location

Crime Guns by TTC Grouping

Crime Guns by Purchaser Age

Purchaser Age Group	# of Recovered Firearms	% of Total Recovered Firearms w/ Purchaser Age Determined

Crime Guns by Purchaser-to-FFL Location

Distance (Miles) from Purchaser's Known Residence to FFL Location	# of Recovered Firearms	% of Total Recovered Firearms w/ Distance Measured

Crime Guns by Purchaser Gender

Crime Guns by Purchaser/Possessor Grouping when Purchaser is Known

RECOVERED CRIME GUN CHARACTERISTICS, 2017 - 2021

Most Frequently Traced
Crime Gun Type

RIFLE

Most Frequently Traced
Crime Gun Caliber

22

Most Frequently Traced Crime Gun
Make-Type-Caliber

CLT-R-223

Suspected PMFs
Recovered and Traced

1

Most Common Types of Crime Guns Recovered and Traced

Weapon Description	2017	% Change 2017-2018	2018	% Change 2018-2019	2019	% Change 2019-2020	2020	% Change 2020-2021	2021	% Change 2017-2021	Total
RIFLE					3	-33.3 %	2	-100.0 %			5
REVOLVER									1		1
SHOTGUN									1		1
Total					3	-33.3 %	2	0.0 %	2		7

Top Crime Gun Calibers

Caliber	# of Recovered Crime Guns
22	2
223	2
12	1
38	1
ZZ	1
Total	7

Top Crime Gun Type-Caliber Combinations

Weapon Type-Caliber	# of Recovered Crime Guns
R-22	2
R-223	2
PR-38	1
R-ZZ	1
S-12	1
Total	7

Top Crime Gun Make-Type-Caliber Combinations

Make-Weapon Type-Caliber	# of Recovered Crime Guns
CLT-R-223	1
JAE-R-22	1
MOS-S-12	1
SR-R-22	1
SR-R-223	1
ZZZ-PR-38	1
ZZZ-R-ZZ	1
Total	7

Top Recovery Cities for Suspected PMF Traces



BALLISTIC EVIDENCE IN NIBIN, 2017 - 2021

Total Casings and Test Fires

(Blank)

Casings and Test Fires with
NIBIN Leads

(Blank)

Lead Rate

(Blank)

Total Casings and Test Fires by Year

Total Casings and Test Fires with Leads by Year

RECOVERED PISTOLS IN NIBIN, 2017 - 2021

Total Pistols

(Blank)

Pistols with Leads

(Blank)

Lead Rate

(Blank)

Median TTFS (Years)

(Blank)

Total Pistols by Year

Total Pistols with Leads by Year

1

0

-1