

1140-0043

23

1c. Special Instructions

Justification

Part II - Crime Code Information

2a. NCIC Crime Code**:

2b. Project Code, Project Title, or Other Initiative (If you wish to obtain a Branch, ATF National Tracing Center)**:

Part III - ATF Agent Requesting Trace

3a. Organization Code*

3b. Phone Number:
Fax Number:
E-Mail:

3c. ATF Special Agent

3d. Badge Number

3e. ATF Case Number

3f. Field Office

Part IV - Other Agency Requesting Trace

4a. ORI Number*

4b. Phone Number:
Fax Number:
E-Mail:

4c. Other Agency Officer's

4d. Badge Number

4e. Other Agency Case Number

4f. Department/Unit

4g. Mailing Address

Part V - Firearms Information

5a. Serial Number* (From Frame or Receiver)

5b. Obliterated (If yes, complete)

5c. Firearms Manufacturer*

23



Kansas

Department of Justice
Bureau of Alcohol, Tobacco,
Firearms and Explosives
 Office of Strategic Intelligence and Information
 Data Source: Firearms Tracing System

January 1, 2016 – December 31, 2016

#173899

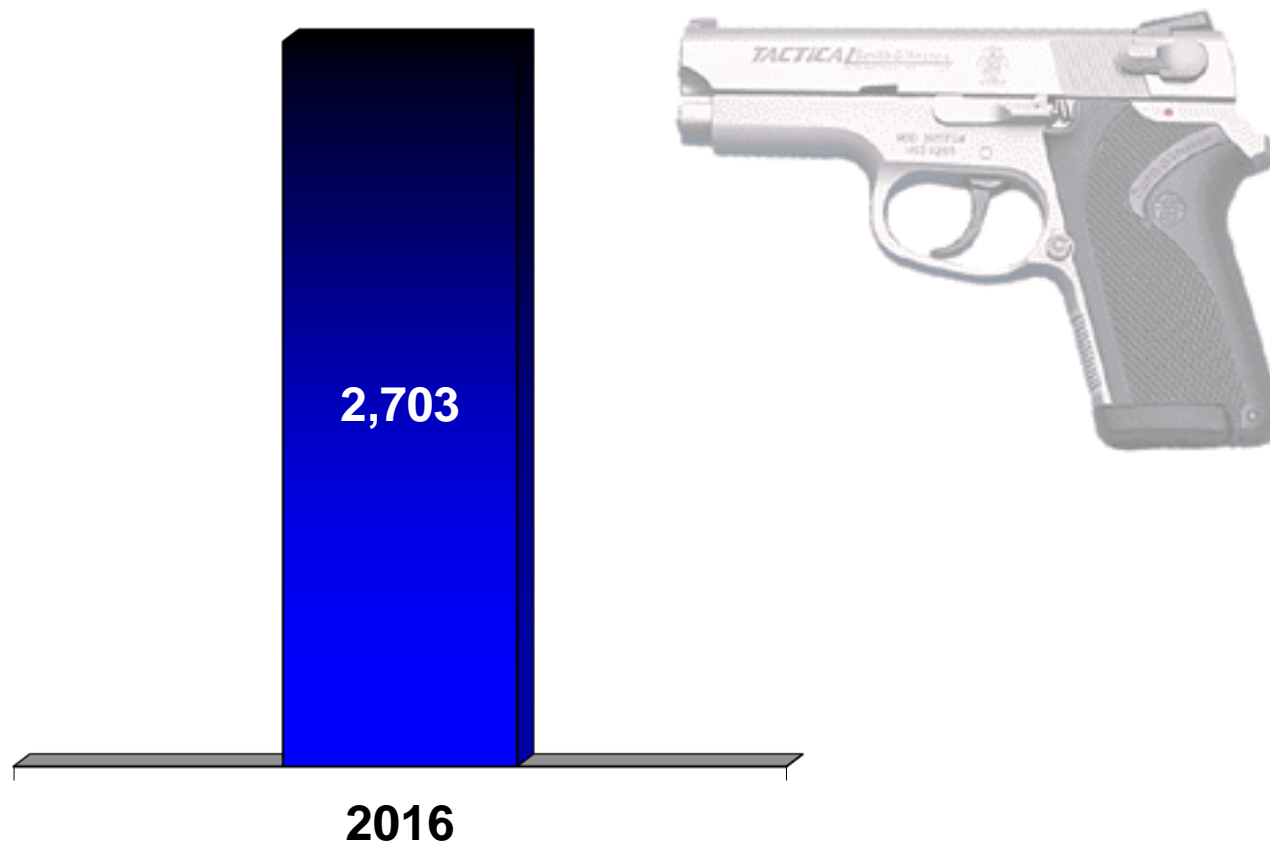


ATF Firearms Trace Data Disclaimer

- (1) Firearm traces are designed to assist law enforcement authorities in conducting investigations by tracking the sale and possession of specific firearms. Law enforcement agencies may request firearms traces for any reason, and those reasons are not necessarily reported to the Federal Government. Not all firearms used in crime are traced and not all firearms traced are used in crime.**
- (2) Firearms selected for tracing are not chosen for purposes of determining which types, makes or models of firearms are used for illicit purposes. The firearms selected do not constitute a random sample and should not be considered representative of the larger universe of all firearms used by criminals, or any subset of that universe. Firearms are normally traced to the first retail seller, and sources reported for firearms traced do not necessarily represent the sources or methods by which firearms in general are acquired for use in crime.**

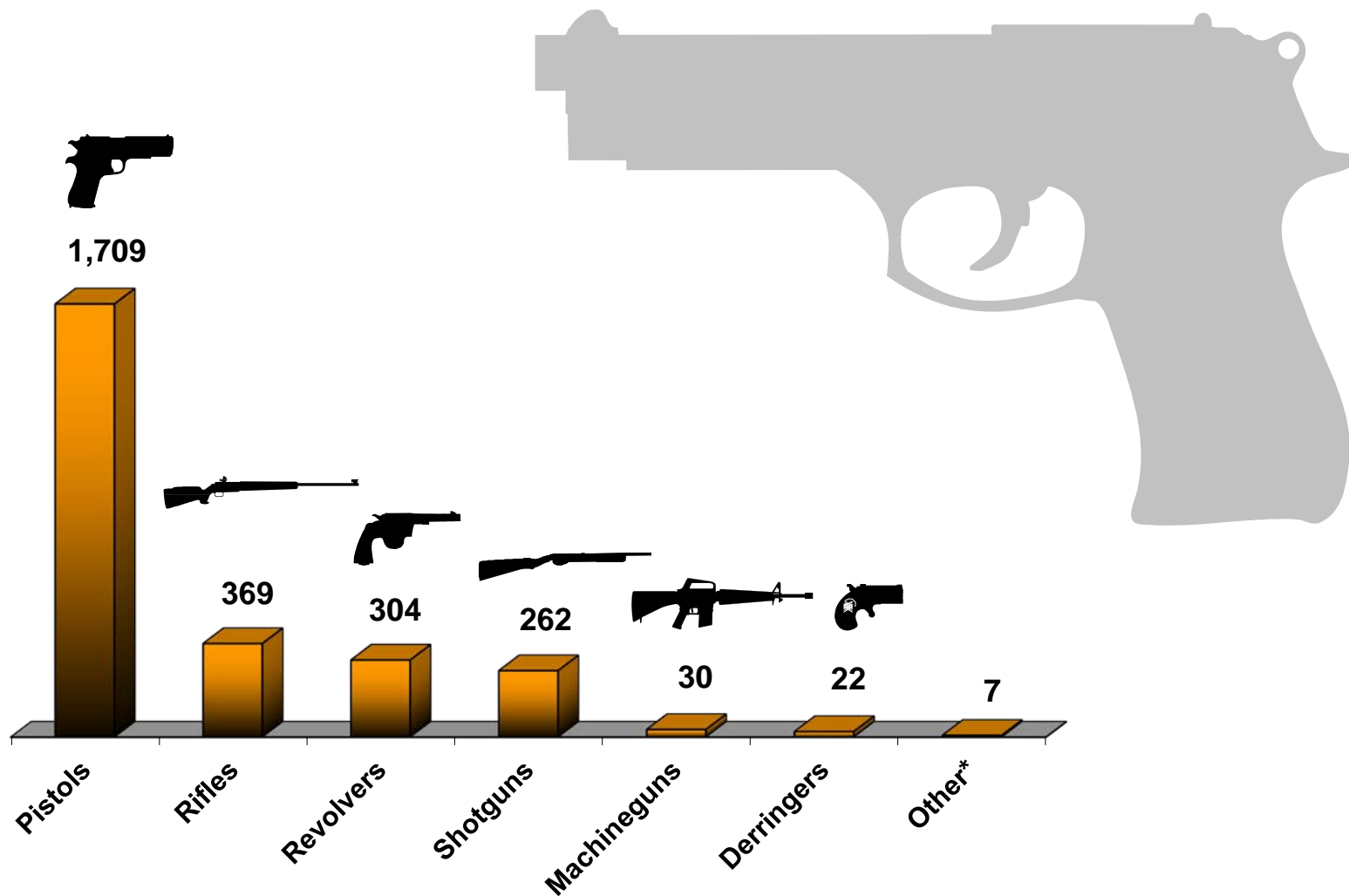


Total Number of Firearms Recovered and Traced in Kansas by Calendar Year



Firearm Types with a Kansas Recovery

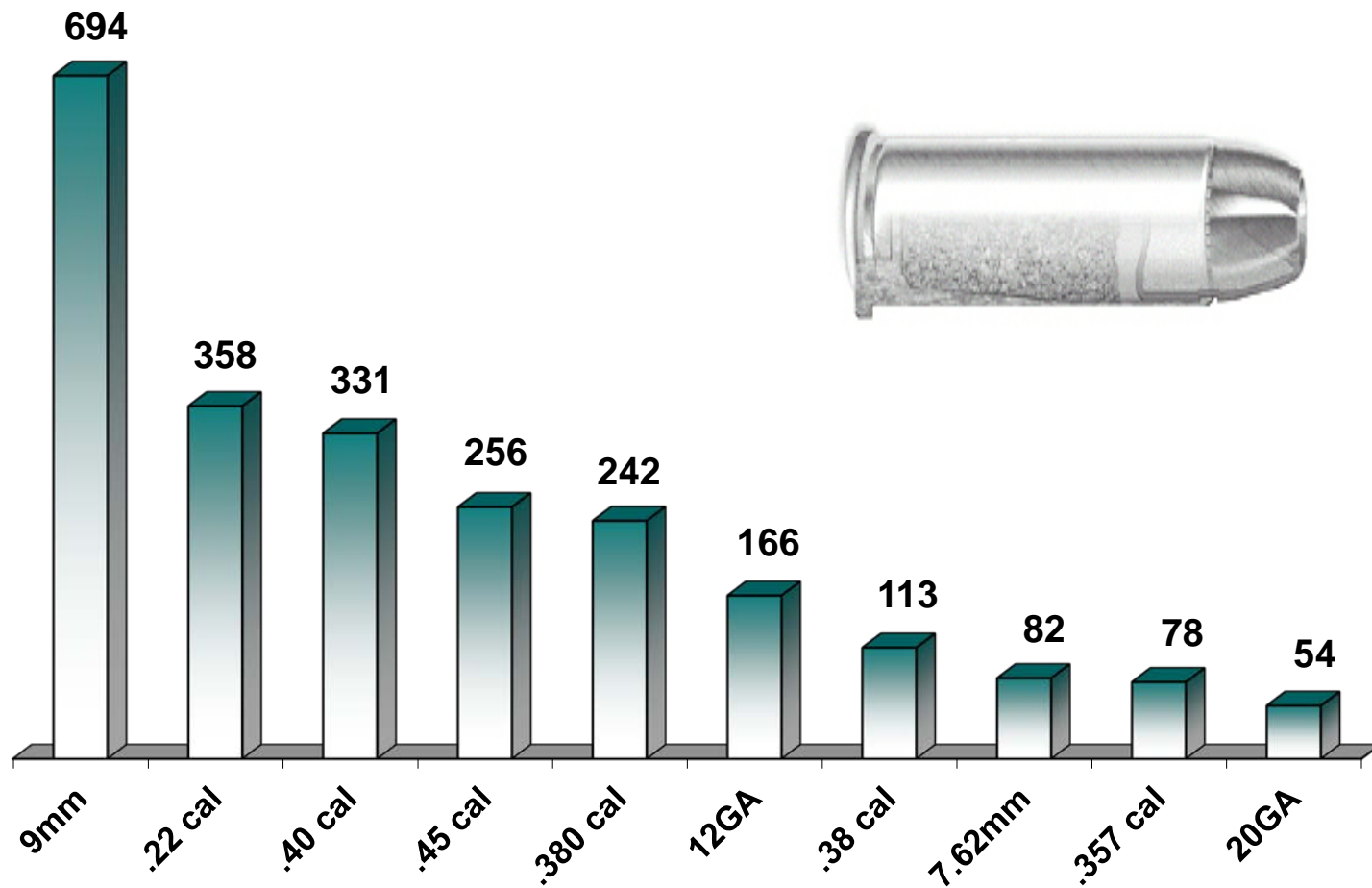
January 1, 2016 –December 31, 2016



**Other includes Receivers/Frames, Combinations and an Unknown Type.*

Top Calibers Reported on Firearm Traces with a Kansas Recovery

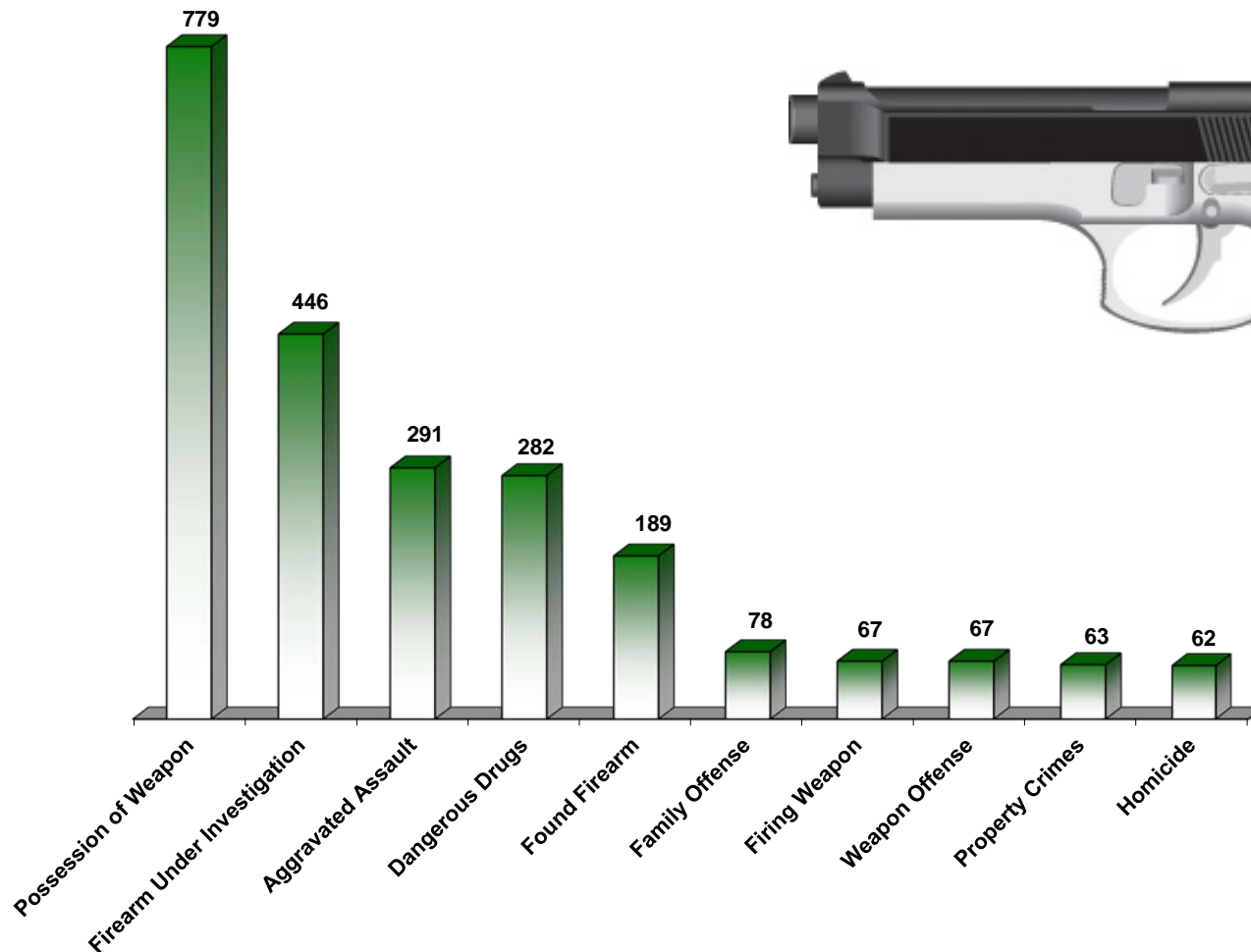
January 1, 2016 – December 31, 2016



NOTE: There were 289 additional traces that were associated with other calibers. There were 40 traces with an unknown caliber.

Top Categories Reported on Firearm Traces with a Kansas Recovery

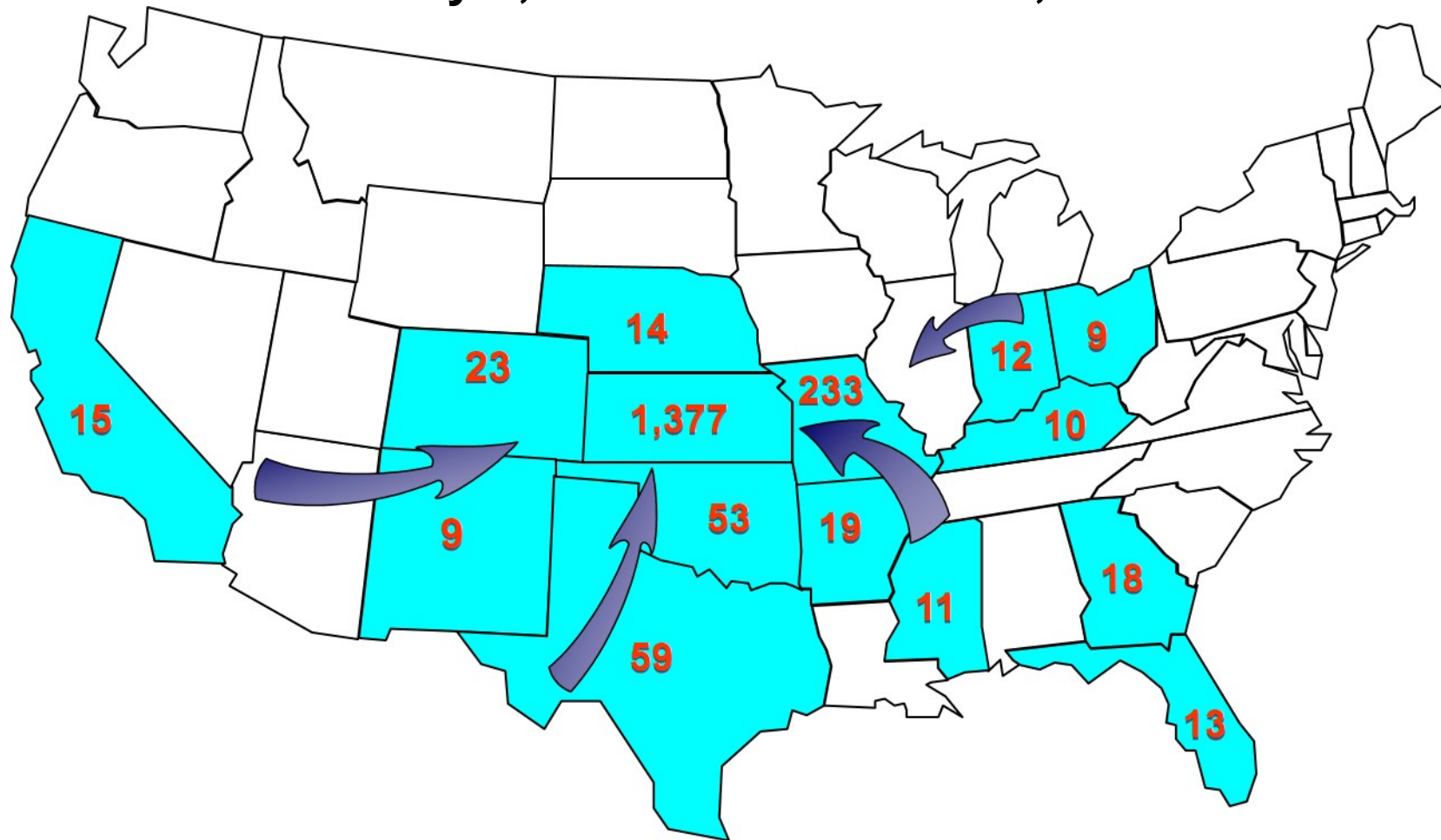
January 1, 2016 – December 31, 2016



NOTE: There were 379 additional traces that were associated with other categories.

Top 15 Source States for Firearms with a Kansas Recovery

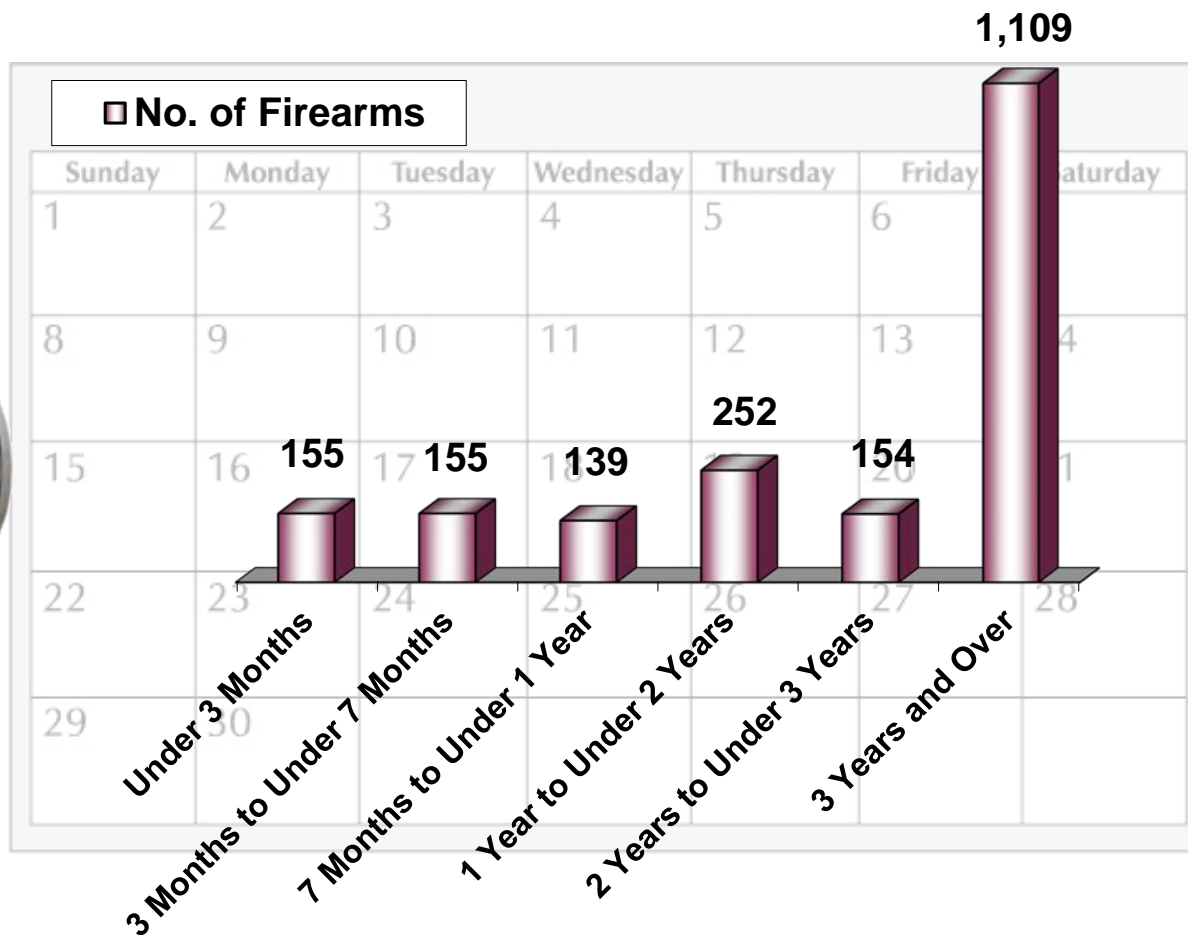
January 1, 2016 – December 31, 2016



NOTE: An additional 28 states accounted for 122 other traces.
The source state was identified in 1,997 total traces.

Time-To-Crime Rates for Firearms with a Kansas Recovery

January 1, 2016 – December 31, 2016

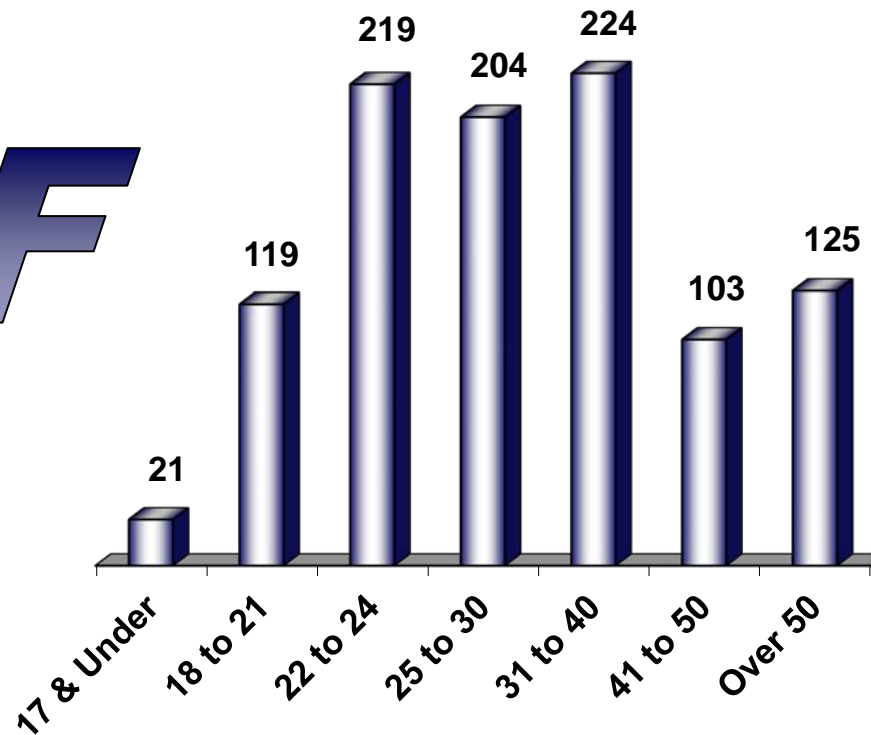


1/1/2016-12/31/2016 Kansas Average Time-to-Crime: **8.15 Years**
 1/1/2016-12/31/2016 National Average Time-to-Crime: **9.79 Years**

Age of Possessors for Firearms with a Kansas Recovery

January 1, 2016 – December 31, 2016

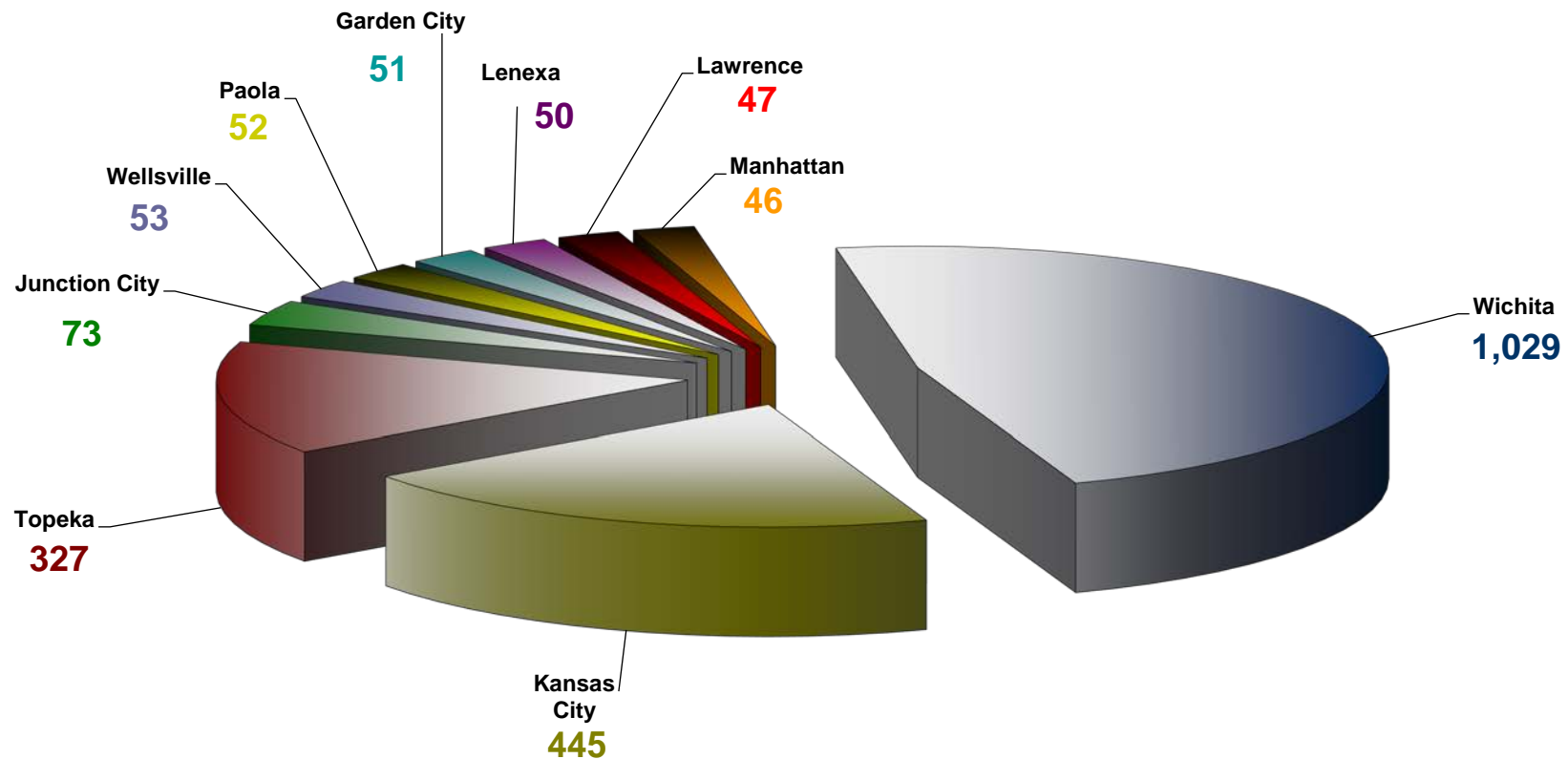
ATF



1/1/2016-12/31/2016 Kansas Average Age of Possessor: **34 Years**
1/1/2016-12/31/2016 National Average Age of Possessor: **35 Years**

Top Recovery Cities for Firearms with a Kansas Recovery

January 1, 2016 – December 31, 2016



NOTE: There were 99 additional municipalities that accounted for 530 other traces.

Analytical Criteria Used to Compile the Enclosed Statistics

- **Total Number of Firearms Recovered and Traced**
 - Includes traces with a recovery state of Kansas. Traces in which the recovery state was not provided were included when the requesting agency state was equal to Kansas.
 - Includes Firearms Recovered and Traced between 1/1/2016 – 12/31/2016, or, if the recovery date was blank, the trace entry date was between 1/1/2016 – 12/31/2016.
 - Duplicate traces, Firearms Not Recovered, Gun Buyback and Firearms Turned In are not included in this figure.
 - Data was extracted from the Firearms Tracing System (FTS) on April 11, 2017.
 - All traces may not have been submitted or completed at the time of this study.
- **Firearm Types and Calibers with a Kansas Recovery**
 - Includes same criteria as Total Number of Firearms Recovered and Traced.
- **Top Categories Reported on Firearm Traces with a Kansas Recovery**
 - Includes same criteria as Total Number of Firearms Recovered and Traced. Beginning in CY 2010, attempted homicide, attempted suicide and negligent vehicular manslaughter are reported in separate categories.
- **Top Source States for Firearms with a Kansas Recovery**
 - Includes same criteria as Total Number of Firearms Recovered and Traced.
 - Traces must identify a purchaser and the state in which the final dealer is located.
- **Time-to-Crime Rates for Firearms with a Kansas Recovery**
 - Includes same criteria as Total Number of Firearms Recovered and Traced.
 - Traces must identify a purchaser.
 - Time-to-Crime was calculated for those traces in which the purchase date could be subtracted from the recovery date.
- **Age of Possessors for Firearms with a Kansas Recovery**
 - Includes same criteria as Total Number of Firearms Recovered and Traced.
 - Includes traces that provide a possessor and the possessor's date of birth.
 - Possessor's age is calculated by subtracting the possessor's date of birth from the recovery date.
- **Top Recovery Cities for Firearms with a Kansas Recovery**
 - Includes same criteria as Total Number of Firearms Recovered and Traced.
 - Includes traces with a recovery city, or, if the recovery city was not provided, the requesting agency had jurisdiction only within that city.