

140-0043

Justification

1c. Special Instructions

Part II - Crime Code Information

2a. NCIC Crime Code**; 2b. Project Code, Project Title, or other Initiative (If you wish to obtain information from the ATF National Training Center)**:

Part III - ATF Agent Requesting Trace

3a. Organization Code* 3b. Phone Number:
Fax Number:
E-Mail:

3d. Badge Number 3e. ATF Case Number 3f. Field Office

Part IV - Other Agency Requesting Trace

4a. ORI Number* 4b. Phone Number:
Fax Number:
E-Mail:

4c. Other Agency Office 4e. Other Agency Case Number 4f. Department/Unit

4g. Mailing Address

Part V - Firearms Information

5a. Serial Number* (From Frame or Receiver) 5b. Receiver Marked (If yes, complete) Yes No 5c. Firearms Manufacturer

5d. Type* 5e. Caliber* 5f. Model* 5g. Country of Origin* (Importer required if other than U.S.)

5h. Importer* 5i. Additional Markings

Part VI - Possessor Information

6a. Name (Last, First, Middle, Suffix)

6b. Alias (If given) (Last, First, Middle, Suffix) 6c. Alias Date of Birth

6d. Height 6e. Weight 6f. Sex 6g. Race (Check one only)
 American Indian or Alaskan Native
 Black or African American
 Native Hawaiian or Other Pacific Islander
 Other (Specify) _____
 Asian
 Hispanic
 White

6h. Address - Route Number

6i. Apt. Number 6j. Street No. 6k. Direction 6l. Street Name 6m. City

6n. County 6o. State 6p. Zip Code (Nine Digit Number) 6q. Country

6r. Date of Birth 6s. Place of Birth 6t. Possessor's ID Number 6u. ID Type/State



Hawaii

Department of Justice
Bureau of Alcohol, Tobacco,
Firearms and Explosives
Office of Strategic Intelligence and Information
Data Source: Firearms Tracing System

January 1, 2015 – December 31, 2015



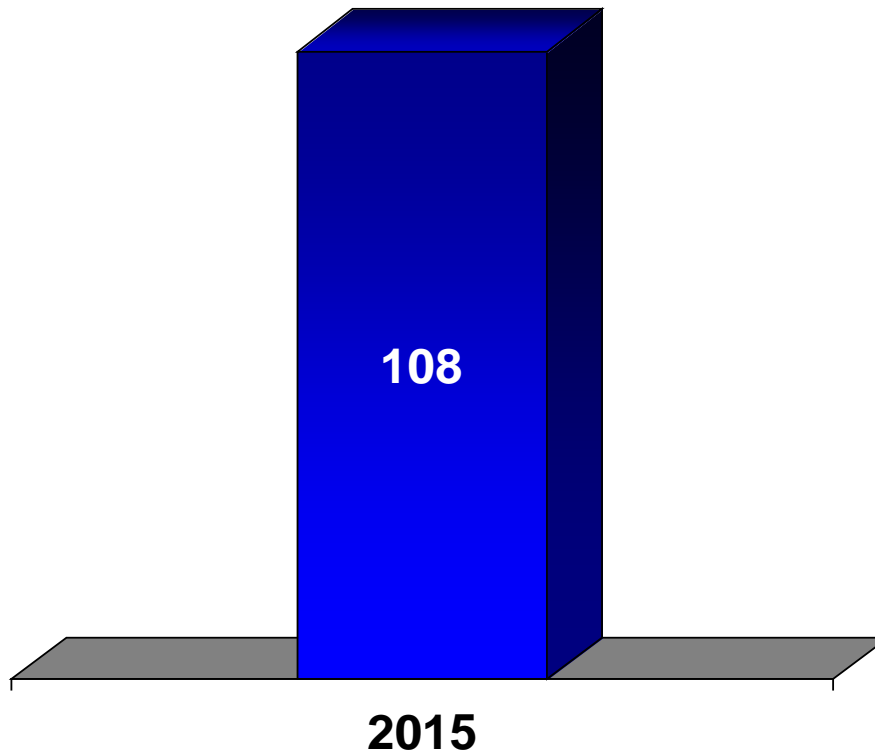
ATF Firearms Trace Data Disclaimer



(1) Firearm traces are designed to assist law enforcement authorities in conducting investigations by tracking the sale and possession of specific firearms. Law enforcement agencies may request firearms traces for any reason, and those reasons are not necessarily reported to the Federal Government. Not all firearms used in crime are traced and not all firearms traced are used in crime.

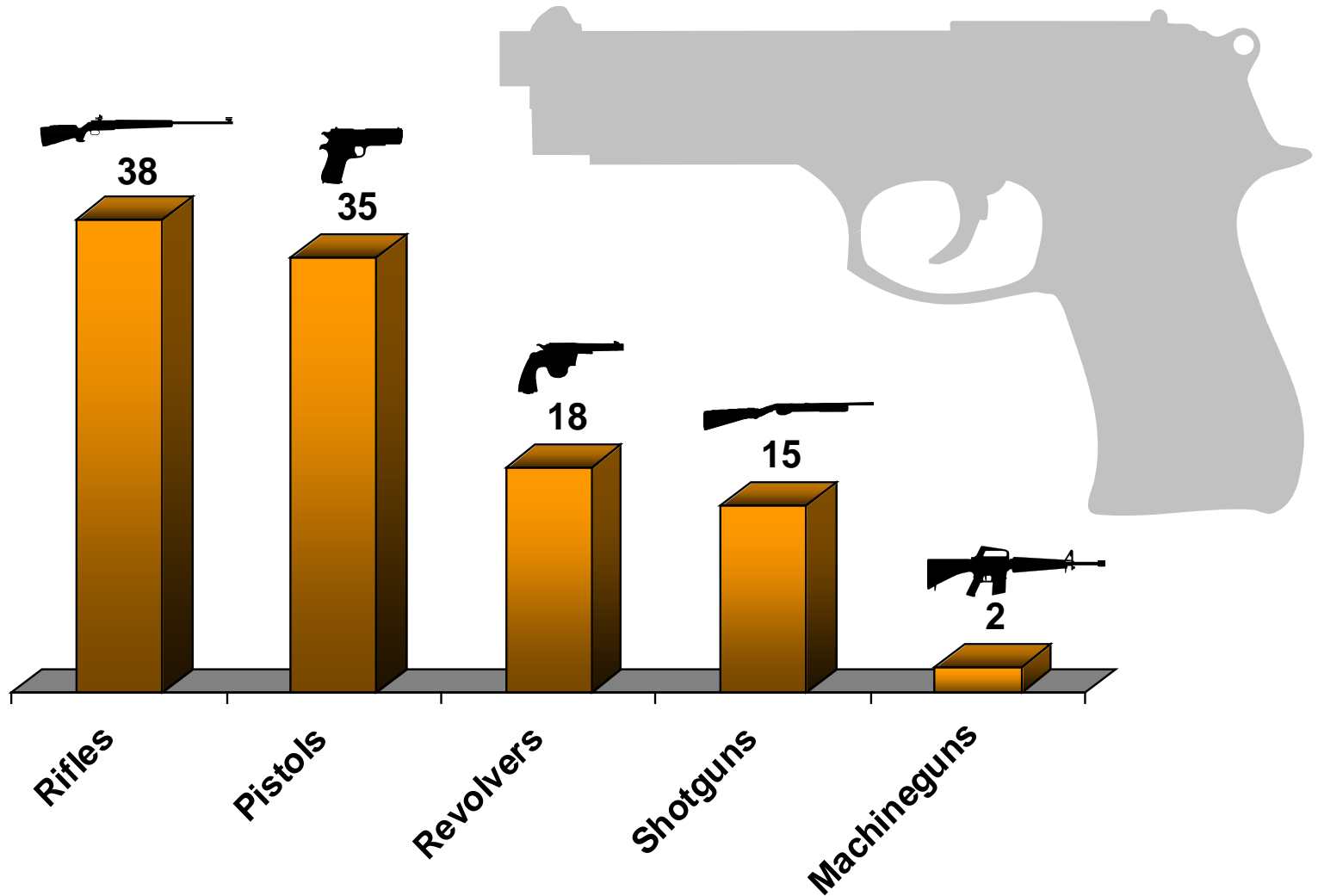
(2) Firearms selected for tracing are not chosen for purposes of determining which types, makes or models of firearms are used for illicit purposes. The firearms selected do not constitute a random sample and should not be considered representative of the larger universe of all firearms used by criminals, or any subset of that universe. Firearms are normally traced to the first retail seller, and sources reported for firearms traced do not necessarily represent the sources or methods by which firearms in general are acquired for use in crime.

Total Number of Firearms Recovered and Traced in Hawaii by Calendar Year



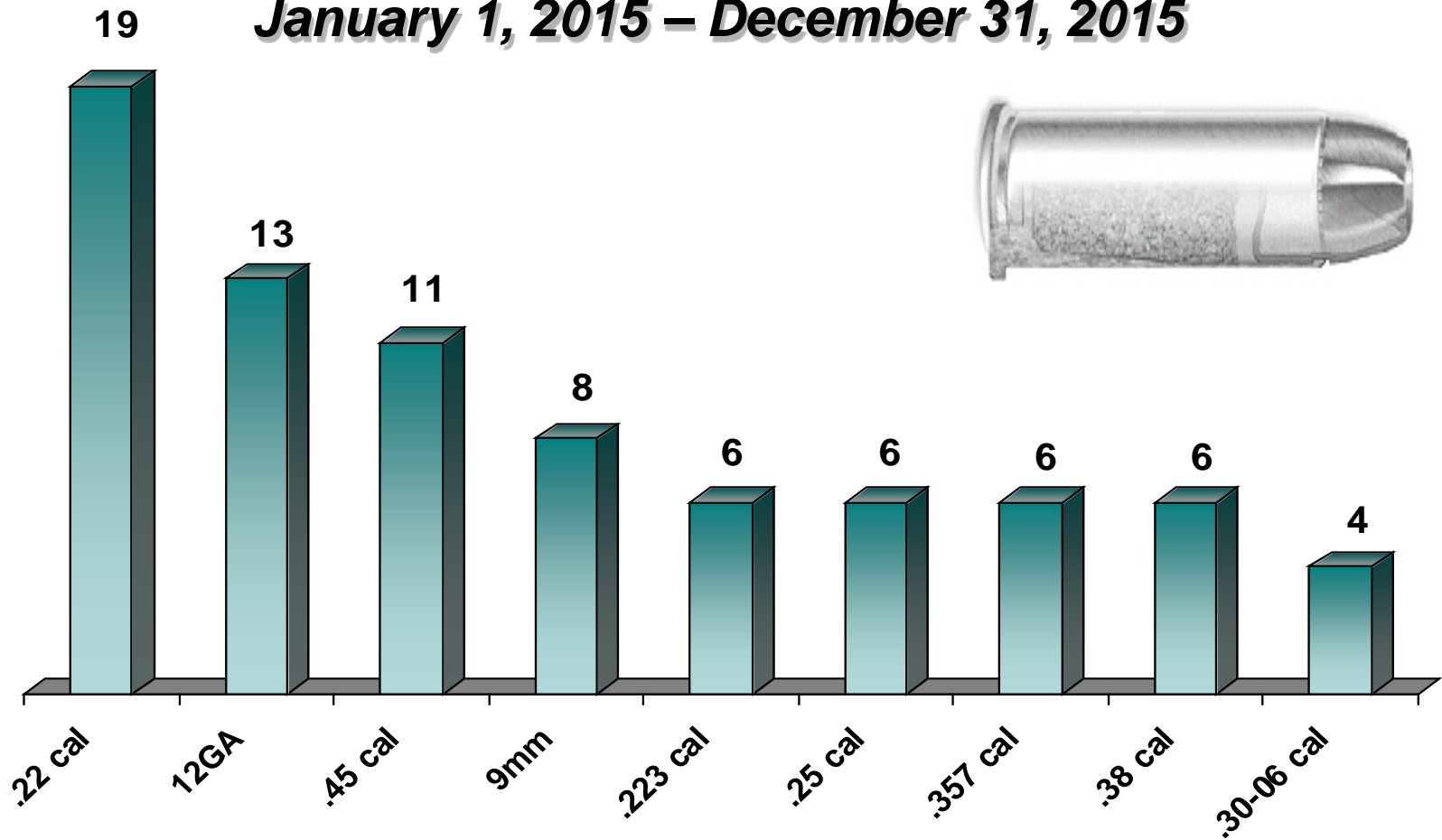
Firearm Types with a Hawaii Recovery

January 1, 2015 – December 31, 2015



Top Calibers Reported on Firearm Traces with a Hawaii Recovery

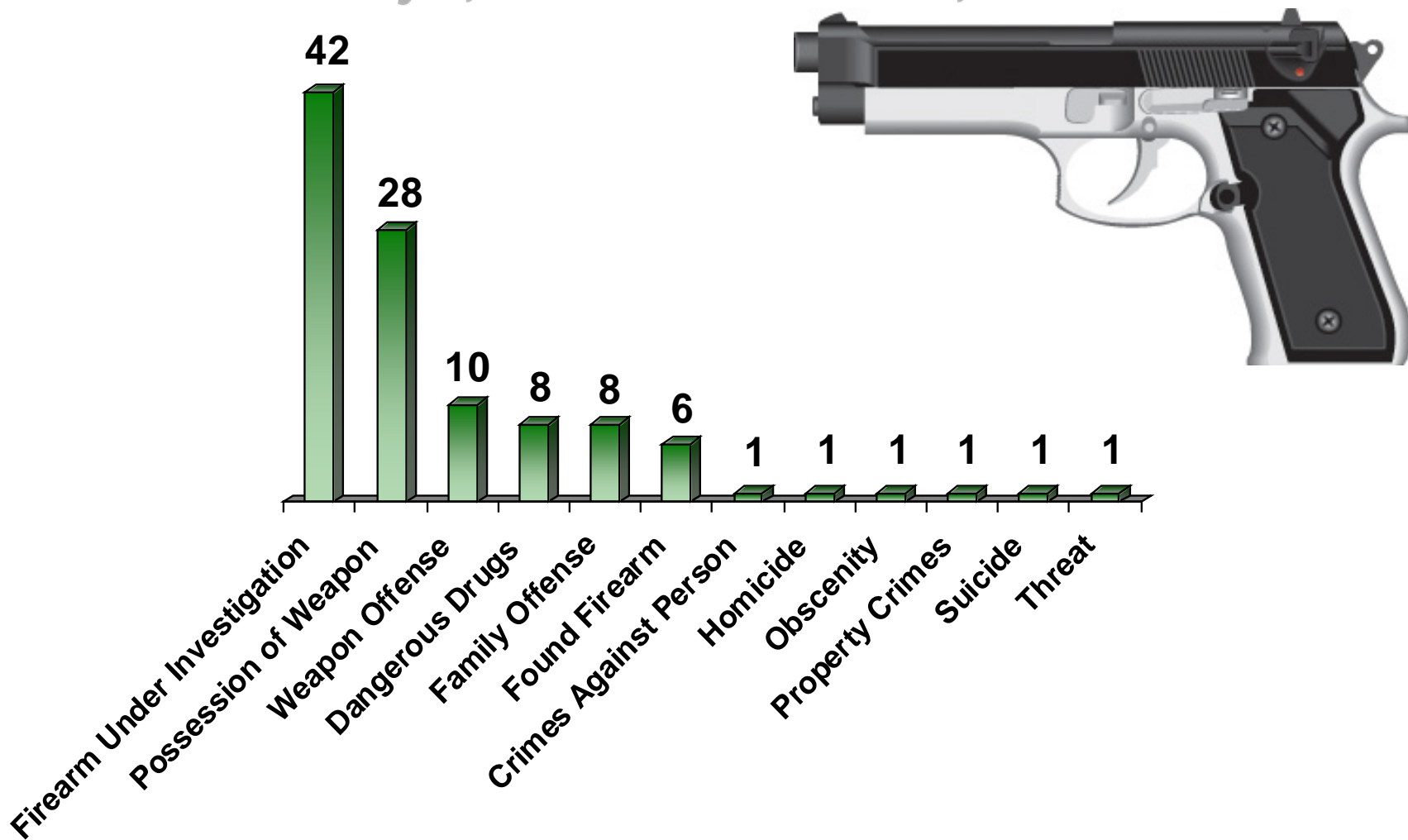
January 1, 2015 – December 31, 2015



NOTE: There were 27 additional traces that were associated with other calibers. There were two traces with an unknown caliber.

Categories Reported on Firearm Traces with a Hawaii Recovery

January 1, 2015 – December 31, 2015

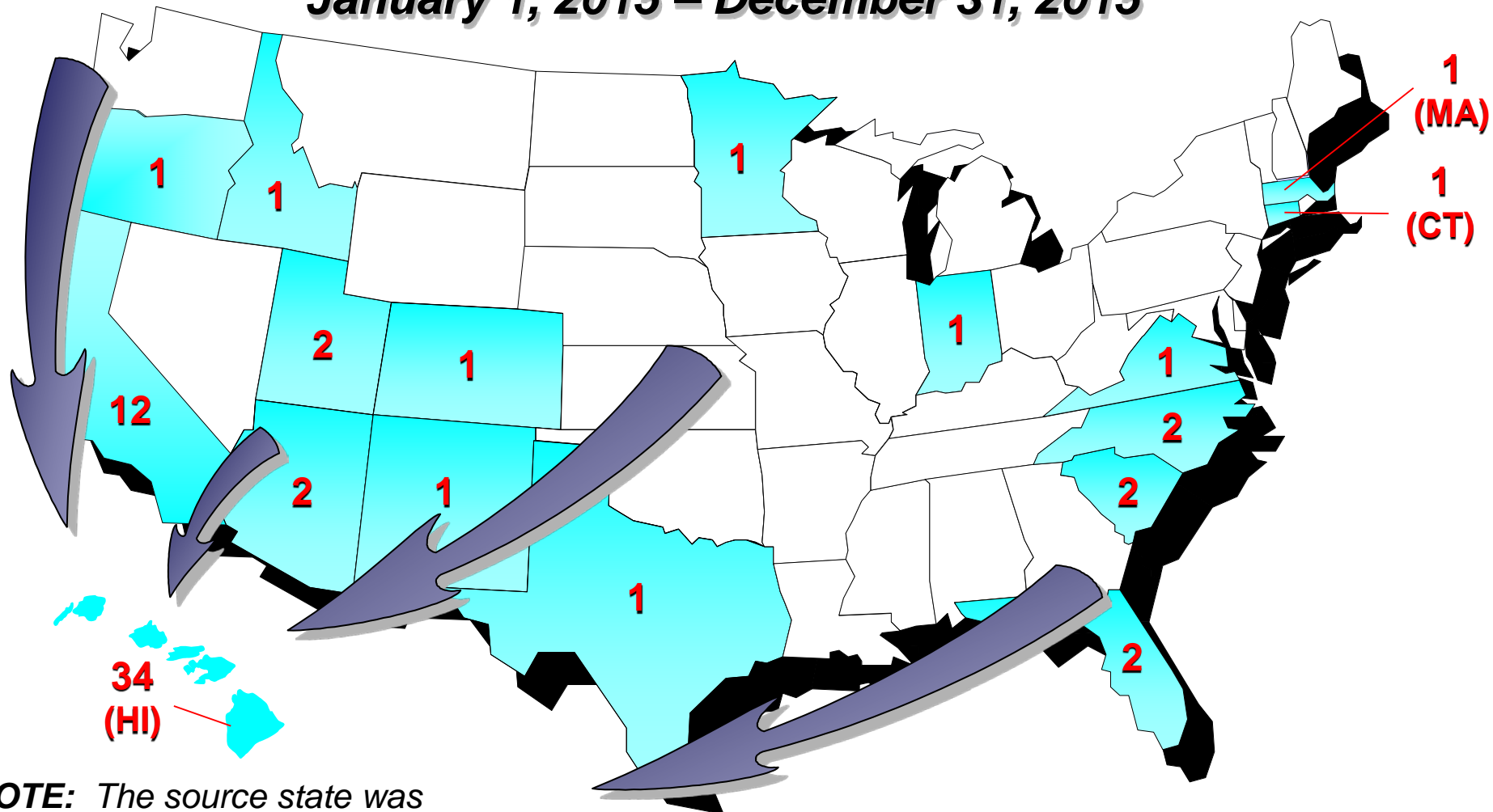


Top 15 **Source** States for Firearms with a Hawaii Recovery

Hawaii Recovery

January 1, 2015 – December 31, 2015

5
(AK)



1
(MA)

1
(CT)

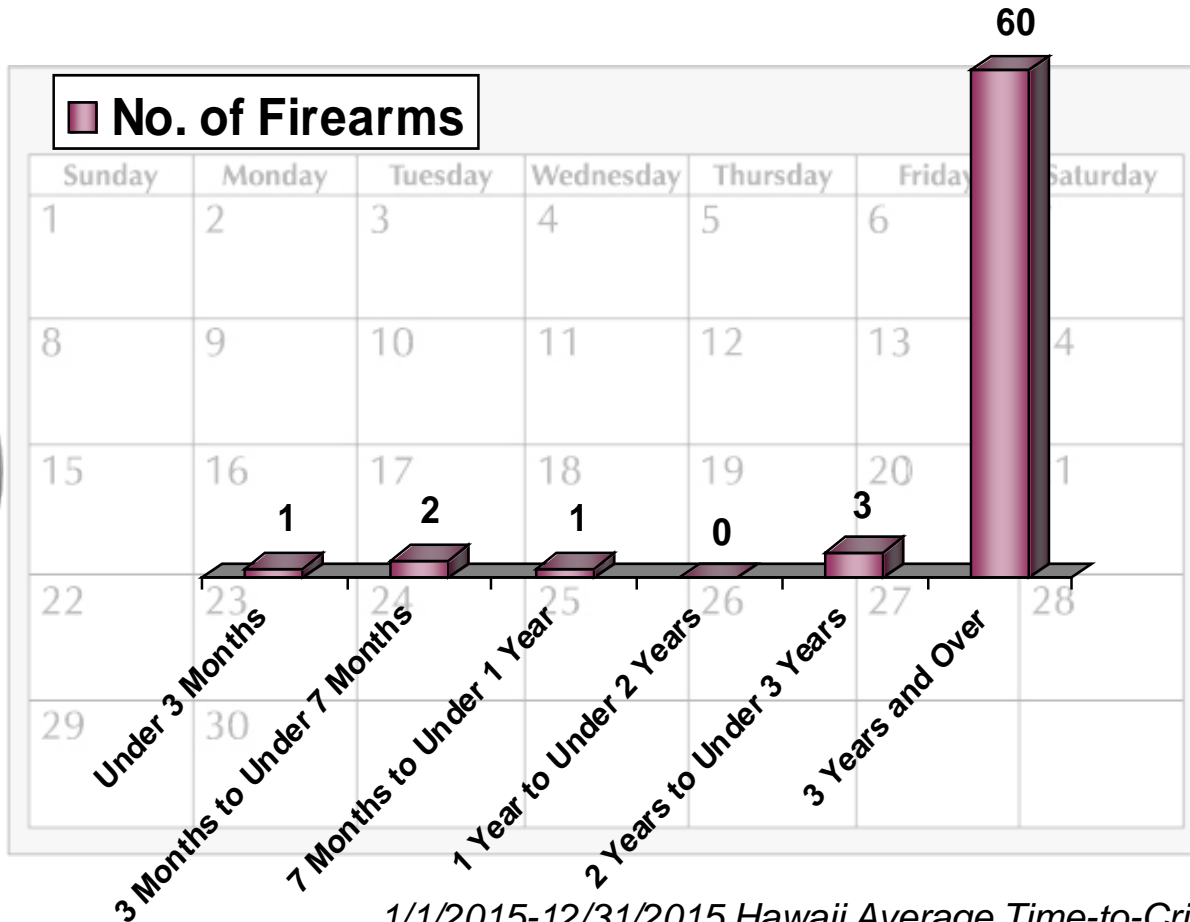
34
(HI)

NOTE: The source state was identified in 71 total traces.

* There were 10 states tied with one trace each.

Time-To-Crime Rates for Firearms with a Hawaii Recovery

January 1, 2015 – December 31, 2015

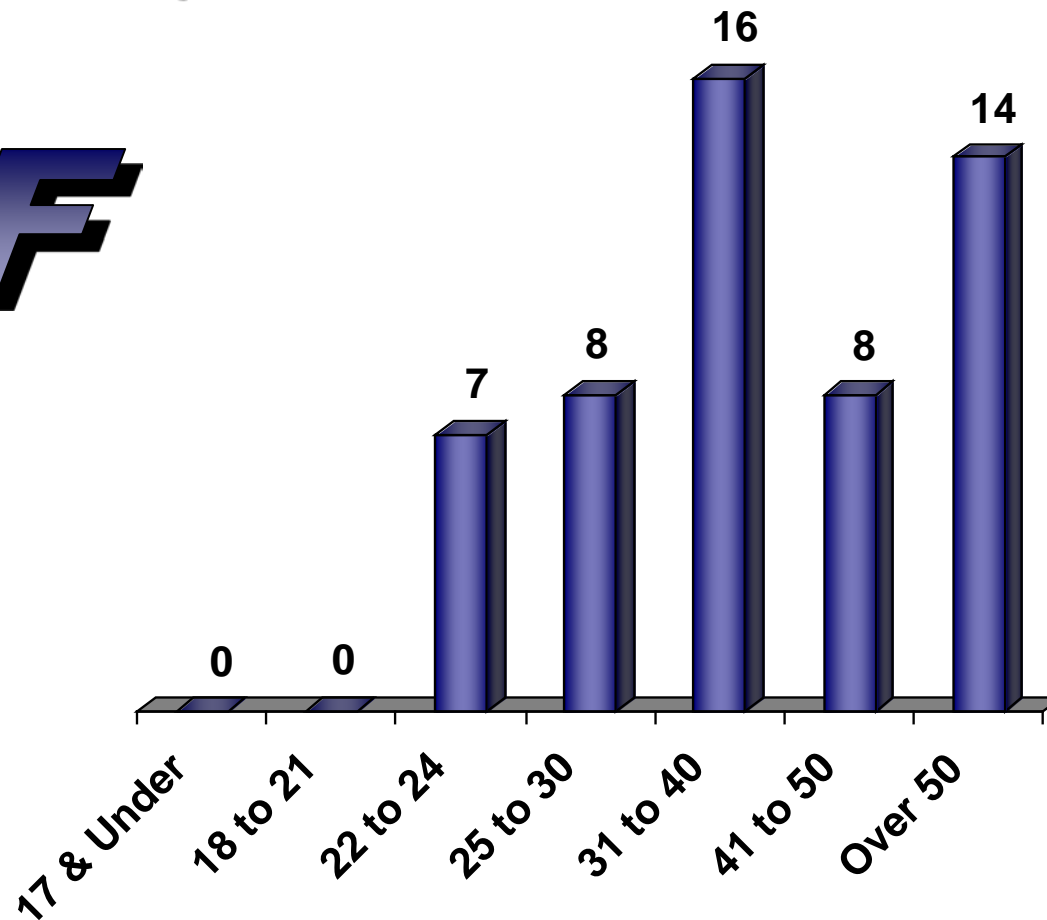


1/1/2015-12/31/2015 Hawaii Average Time-to-Crime: **22.90 Years**
 1/1/2015-12/31/2015 National Average Time-to-Crime: **10.48 Years**

Age of Possessors for Firearms with a Hawaii Recovery

January 1, 2015 – December 31, 2015

ATF

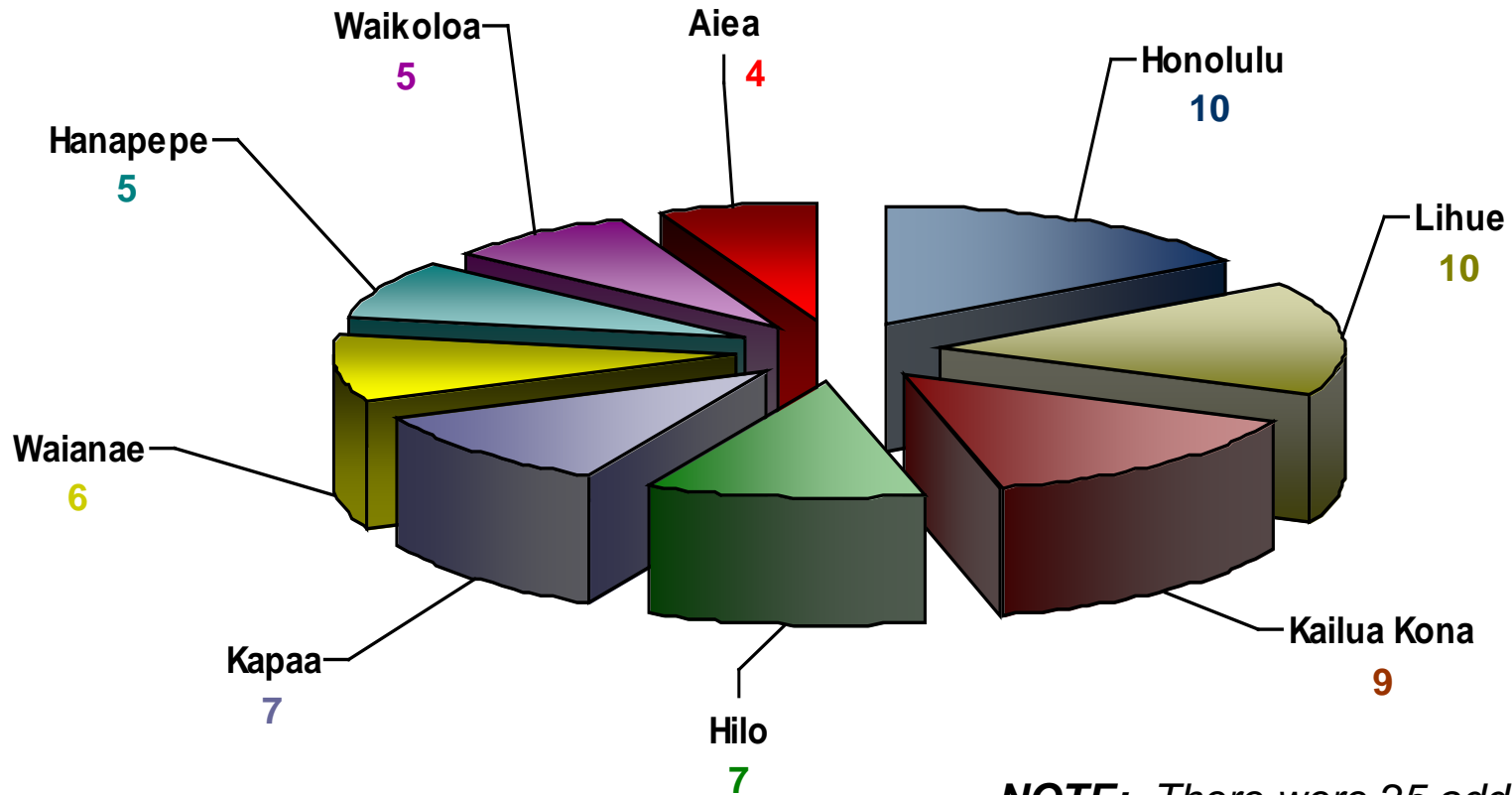


1/1/2015-12/31/2015 Hawaii Average Age of Possessor: **40 Years**

1/1/2015-12/31/2015 National Average Age of Possessor: **36 Years**

Top Recovery Cities for Firearms with a Hawaii Recovery

January 1, 2015 – December 31, 2015



NOTE: There were 25 additional municipalities that accounted for 45 other traces.

Analytical Criteria Used to Compile the Enclosed Statistics

◆ Total Number of Firearms Recovered and Traced

- Includes traces with a recovery state of Hawaii. Traces in which the recovery state was not provided were included when the requesting agency state was equal to Hawaii.
- Includes Firearms Recovered and Traced between 1/1/2015 – 12/31/2015, or, if the recovery date was blank, the trace entry date was between 1/1/2015 – 12/31/2015.
- Duplicate traces, Firearms Not Recovered, Gun Buyback and Firearms Turned In are not included in this figure.
- Data was extracted from the Firearms Tracing System (FTS) on April 11, 2016.
- All traces may not have been submitted or completed at the time of this study.

◆ Firearm Types and Calibers with a Hawaii Recovery

- Includes same criteria as Total Number of Firearms Recovered and Traced.

◆ Top Categories Reported on Firearm Traces with a Hawaii Recovery

- Includes same criteria as Total Number of Firearms Recovered and Traced. Beginning in CY 2010, attempted homicide, attempted suicide and negligent vehicular manslaughter are reported in separate categories.

◆ Top Source States for Firearms with a Hawaii Recovery

- Includes same criteria as Total Number of Firearms Recovered and Traced.
- Traces must identify a purchaser and the state in which the final dealer is located.

◆ Time-to-Crime Rates for Firearms with a Hawaii Recovery

- Includes same criteria as Total Number of Firearms Recovered and Traced.
- Traces must identify a purchaser.
- Time-to-Crime was calculated for those traces in which the purchase date could be subtracted from the recovery date.

◆ Age of Possessors for Firearms with a Hawaii Recovery

- Includes same criteria as Total Number of Firearms Recovered and Traced.
- Includes traces that provide a possessor and the possessor's date of birth.
- Possessor's age is calculated by subtracting the possessor's date of birth from the recovery date.

◆ Top Recovery Cities for Firearms with a Hawaii Recovery

- Includes same criteria as Total Number of Firearms Recovered and Traced.
- Includes traces with a recovery city, or, if the recovery city was not provided, the requesting agency had jurisdiction only within that city.